

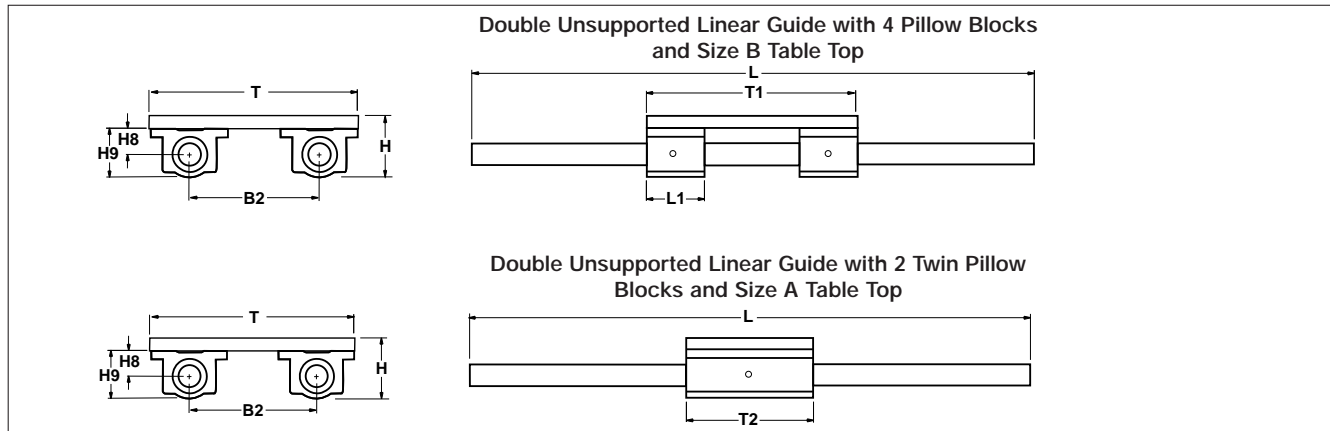
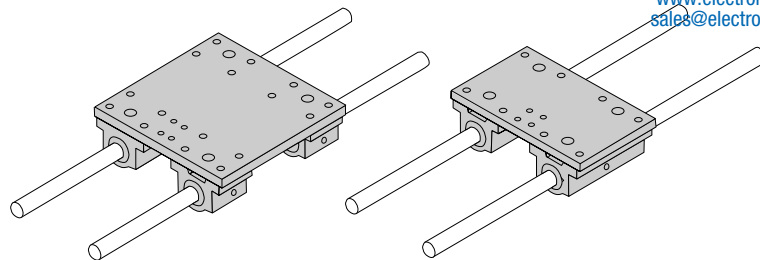
FluoroNyliner 1VC

Linear Guide #5

with Table Top

Corrosive/Contaminated Environments

INCH



FluoroNyliner* Linear Guide 1VC Double Unsupported with 4 Pillow Blocks and Table Top (Size B) (Dimensions in inches)

Part Number	Nom. Dia.	L1	H	B2	H8	H9	T	T1	Pillow Block
1VC-06-AOB	.375	1.31	1.19	2.50	.500	.94	4.50	4.50	FNYBUPB06A-XS
1VC-08-AOB	.500	1.69	1.63	3.25	.687	1.25	5.50	5.50	FNYBUPB08A-XS
1VC-10-AOB	.625	N/A	N/A	N/A	N/A	N/A	N/A	N/A	FNYBUPB10A-XS
1VC-12-AOB	.750	2.06	2.25	4.50	.937	1.75	7.50	7.50	FNYBUPB12A-XS
1VC-16-AOB	1.000	2.81	2.69	5.50	1.187	2.19	9.00	9.00	FNYBUPB16A-XS
1VC-20-AOB	1.250	3.63	3.56	6.75	1.500	2.81	11.00	11.00	FNYBUPB20A-XS
1VC-24-AOB	1.500	4.00	4.00	8.00	1.750	3.25	13.00	13.00	FNYBUPB24A-XS

FluoroNyliner Linear Guide 1VC Double Unsupported with 2 Twin Pillow Blocks and Table Top (Size A) (Dimensions in inches)

Part Number	Nom. Dia.	H	B2	H8	H9	T	T2	Pillow Block
1VC-06-BOA	.375	1.19	2.50	.500	.94	4.50	2.75	FNYBUTWN06A-XS
1VC-08-BOA	.500	1.63	3.25	.687	1.25	5.50	3.50	FNYBUTWN08A-XS
1VC-10-BOA	.625	N/A	N/A	N/A	N/A	N/A	N/A	FNYBUTWN10A-XS
1VC-12-BOA	.750	2.25	4.50	.937	1.75	7.50	4.50	FNYBUTWN12A-XS
1VC-16-BOA	1.000	2.69	5.50	1.187	2.19	9.00	6.00	FNYBUTWN26A-XS
1VC-20-BOA	1.250	3.56	6.75	1.500	2.81	11.00	7.50	FNYBUTWN20A-XS
1VC-24-BOA	1.500	4.00	8.00	1.750	3.25	13.00	9.00	FNYBUTWN24A-XS

Maximum Operating Parameters per Bearing

Characteristic	Limit
Liner Temperature Range	-240° C to 288° C (-400° F to 550° F)
Velocity, dry	42.7 m/min. Continuous
Velocity, dry	122 m/min. Intermittent
Velocity, lubricated	122 m/min. Continuous
Pressure	10.35 MPa
PV	21 MPa/m/min

Shaft Deflection Note:

Load limit may be below the dynamic load rating due to shaft deflection. Bearings can accommodate up to 1/2° deflection.

See Engineering Section (pg 204) for deflection calculations.

FluoroNyliner* Linear Guide 1VC Benefits:

- Includes table top with standard tapped holes for quick and easy mounting of the work piece.
- Includes Ball Screw Assembly attachment holes for ease of assembly and actuation.
- Used in end supported applications when spanning or bridging a gap.

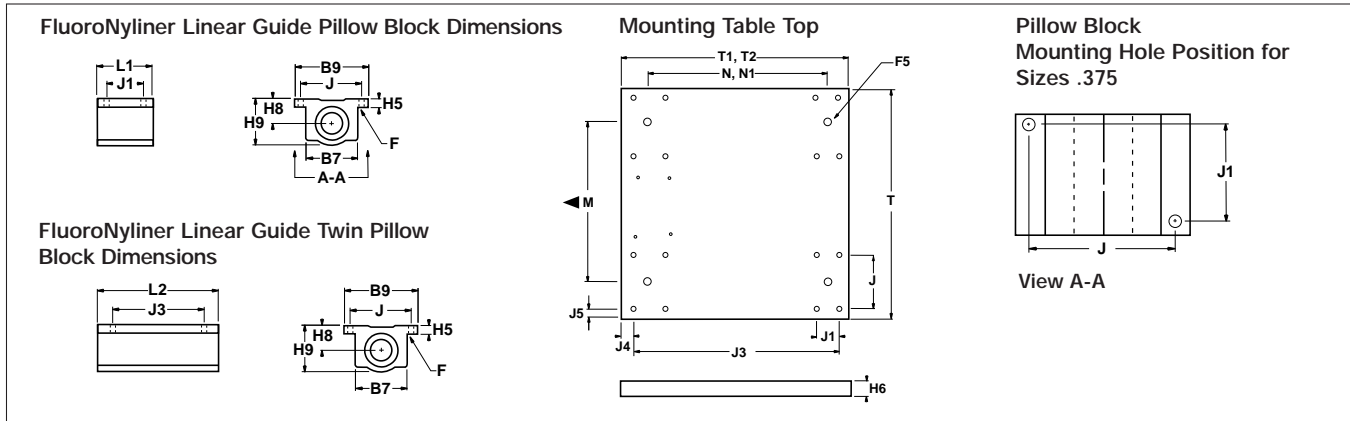
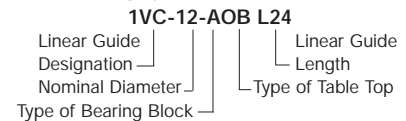
FluoroNyliner Linear Guide 1VC Components:

- 4 self-aligning FluoroNyliner Bushing bearing pillow blocks or 2 self-aligning FluoroNyliner Bushing bearing Twin Pillow blocks.
- 2 stainless steel 60 Case* LinearRace* shafts.
- 1 mounting table top with work piece and Ball Screw Assembly attachment holes.

Specifying a Thomson Linear Guide

1. Determine the proper system for your load and life requirements. 2. Select the part number. 3. Add the letter "L" followed by the overall length in inches, as a suffix to the part number.

Part Numbering System



Self-Aligning Pillow Blocks (Dimensions in inches)

Part Number	Nom. Dia.	L1	H9	H8	H5	B9	B7	J	J1	F		Wt. lb.
										Bolt	Hole	
FNYBUPB06A-XS	.375	.131	.94	.500	.19	1.75	1.12	1.44	.88 ⁽²⁾	#6	.16	.13
FNYBUPB08A-XS	.500	1.69	1.25	.687	.25	2.00	1.38	1.69	1.00	#6	.16	.20
FNYBUPB10A-XS	.625	N/A	N/A	N/A	N/A	N/A	N/A	N/A	N/A	N/A	N/A	N/A
FNYBUPB12A-XS	.750	2.06	1.75	.937	.31	2.75	1.88	2.38	1.25	#8	.19	.62
FNYBUPB16A-XS	1.000	2.81	2.19	1.187	.38	3.25	2.38	2.88	1.75	#10	.22	1.24
FNYBUPB20A-XS	1.250	3.63	2.81	1.500	.43	4.00	3.00	3.50	2.00	#10	.22	2.57
FNYBUPB24A-XS	1.500	4.00	3.25	1.750	.50	4.75	3.50	4.12	2.50	1/4	.28	3.94

Housing Material: Aluminum Alloy Black Anodized

⁽²⁾Two mounting holes as shown in view A-A for size .375

Self-Aligning Twin Pillow Blocks

Part Number	Nom. Dia.	L2	J3	Wt. lb.
FNYBUTWN06A-XS	.375	2.75	2.25	.25
FNYBUTWN08A-XS	.500	3.50	2.50	.40
FNYBUTWN10A-XS	.625	4.00	3.00	1.00
FNYBUTWN12A-XS	.750	4.50	3.50	1.24
FNYBUTWN16A-XS	1.000	6.00	4.50	2.48
FNYBUTWN20A-XS	1.250	7.50	5.50	5.14
FNYBUTWN24A-XS	1.500	9.00	6.50	8.08

Housing Material: Aluminum Alloy Black Anodized

Performance Note: For detailed explanations of FluoroNyliner Linear Guide Dynamic and Static Load Capacities, Frictional Characteristics, Wear Rates, Speeds, and Life Expectancy please contact Thomson Linear Guides Applications Engineering department.

Product Note: FluoroNyliner linear guides are shipped free of all lubricants. It is the responsibility of the product user to determine lubricant compatibility with the FluoroNyliner bearing material.

Product Options: FluoroNyliner linear guides are available with various inner race materials and platings to accommodate different environments.

Mounting Table Top (Dimensions in inches)

Nominal Diameter	All Table Tops					Table Top Size B					Table Top Size A				
	T	M	J	H6	F5	T1	J1	J4	J5	N	T2	J3	J4	J5	N1
.375	4.5	2.50	1.44	.250	#10-32	4.5	.88 ⁽²⁾	.22	.28	3.75	2.75	2.25	.25	.28	2.0
.500	5.5	3.25	1.69	.375	1/4-20	5.5	1.00	.34	.28	4.50	3.50	2.50	.50	.31	2.5
.625	N/A	N/A	N/A	N/A	N/A	N/A	N/A	N/A	N/A	N/A	N/A	N/A	N/A	N/A	N/A
.750	7.5	4.50	2.38	.500	5/16-18	7.5	1.25	.41	.31	6.00	4.50	3.50	.50	.31	3.0
1.000	9.0	5.50	2.88	.500	3/8-16	9.0	1.75	.53	.31	7.00	6.00	4.50	.75	.31	4.0
1.250	11.0	6.75	3.50	.750	1/2-13	11.0	2.00	.82	.38	8.50	7.50	5.50	1.00	.38	5.0
1.500	13.0	8.00	4.12	.750	1/2-13	13.0	2.50	.75	.44	10.00	9.00	6.50	1.25	.44	6.0

Carriage Material: Aluminum Alloy Black Anodized

⁽²⁾Two mounting holes as shown in view A-A for size .375