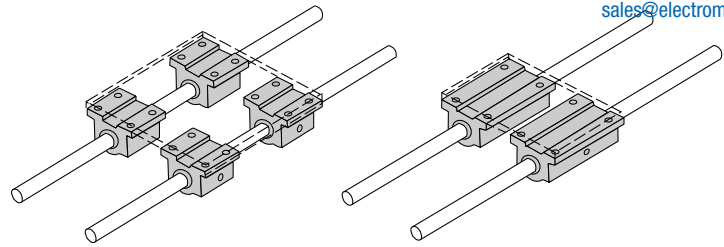


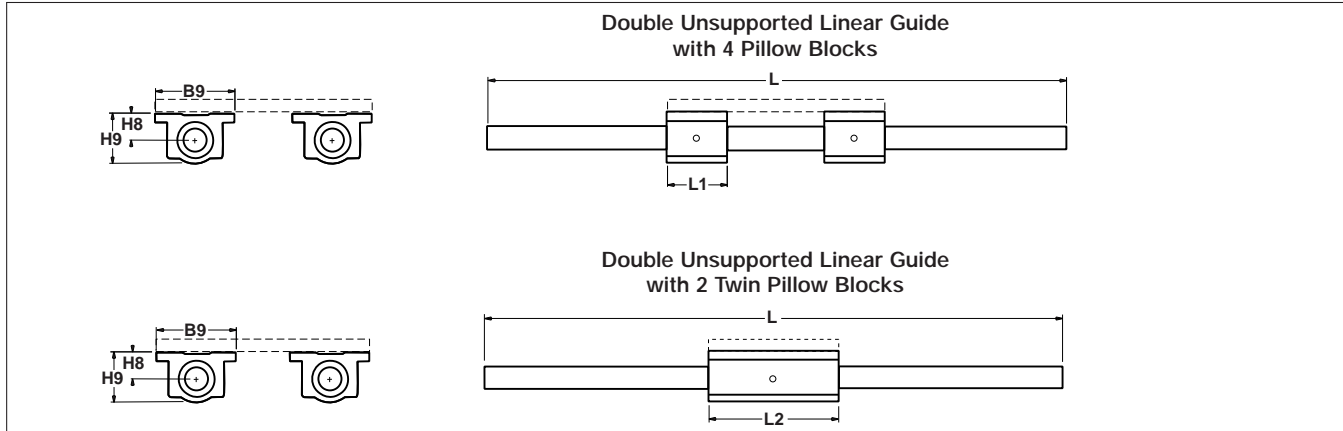
# FluoroNyliner 1VB

## Linear Guide #5

Corrosive/Contaminated  
 Environments



INCH



FluoroNyliner* Linear Guide 1VB Double Unsupported with 4 Pillow Blocks						(Dimensions in inches)
Part Number	Nominal Diameter	L1	H8	H9	B9	Pillow Block
1VB-06-AOO	.375	1.31	.500	.94	1.75	FNYBUPB06A-XS
1VB-08-AOO	.500	1.69	.687	1.25	2.00	FNYBUPB08A-XS
1VB-10-AOO	.625	1.94	.875	1.63	2.50	FNYBUPB10A-XS
1VB-12-AOO	.750	2.06	.937	1.75	2.75	FNYBUPB12A-XS
1VB-16-AOO	1.000	2.81	1.187	2.19	3.25	FNYBUPB16A-XS
1VB-20-AOO	1.250	3.63	1.500	2.81	4.00	FNYBUPB20A-XS
1VB-24-AOO	1.500	4.00	1.750	3.25	4.75	FNYBUPB24A-XS

FluoroNyliner Linear Guide 1VB Double Unsupported with 2 TWIN Pillow Blocks						(Dimensions in inches)
Part Number	Nominal Diameter	L2	H8	H9	B9	Pillow Block
1VB-06-BOO	.375	2.75	.500	.94	1.75	FNYBUTWN06A-XS
1VB-08-BOO	.500	3.50	.687	1.25	2.00	FNYBUTWN08A-XS
1VB-10-BOO	.625	4.00	.875	1.63	2.50	FNYBUTWN10A-XS
1VB-12-BOO	.750	4.50	.937	1.75	2.75	FNYBUTWN12A-XS
1VB-16-BOO	1.000	6.00	1.187	2.19	3.25	FNYBUTWN16A-XS
1VB-20-BOO	1.250	7.50	1.500	2.81	4.00	FNYBUTWN20A-XS
1VB-24-BOO	1.500	9.00	1.750	3.25	4.75	FNYBUTWN24A-XS

**Shaft Deflection Note:**

Load limit may be below the dynamic load rating due to shaft deflection. Bearings can accommodate up to 1/2° deflection. See Engineering Section (pg 204) for deflection calculations.

Maximum Operating Parameters per Bearing

Characteristic	Limit
Liner Temperature Range	-240° C to 288° C (-400° F to 550° F)
Velocity, dry	42.7 m/min. Continuous
Velocity, dry	122 m/min. Intermittent
Velocity, lubricated	122 m/min. Continuous
Pressure	10.35 MPa
PV	21 MPa/m/min

### FluoroNyliner\* Linear Guide 1VB Benefits:

- Allows for custom table mounting.
- Design flexibility for custom end supports.
- Double LinearRace\* shaft configuration resists torque.
- Used in end supported applications when spanning or bridging a gap.

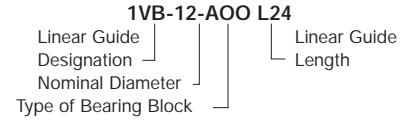
### FluoroNyliner Linear Guide 1VB Components:

- 4 self-aligning FluoroNyliner Bushing bearing pillow blocks or 2 self-aligning FluoroNyliner Bushing bearing Twin Pillow blocks.
- 2 Stainless Steel 60 Case\* LinearRace shafts.

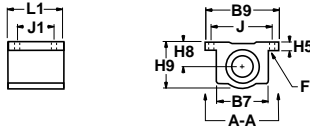
#### Specifying a Thomson Linear Guide:

1. Determine the proper system for your load and life requirements.
2. Select the part number.
3. Add the letter "L" followed by the overall length in inches, as a suffix to the part number.

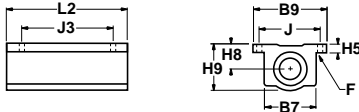
#### Part Numbering System



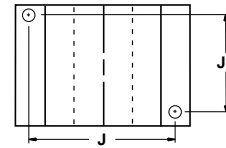
#### FluoroNyliner Linear Guide Pillow Block Dimensions



#### FluoroNyliner Linear Guide Twin Pillow Block Dimensions



#### Pillow Block Mounting Hole Position for Size .375



View A-A

Self-Aligning Pillow Blocks											(Dimensions in inches)	
Part Number	Nom. Dia.	L1	H9	H8	H5	B9	B7	J	J1	F		Wt. lb.
										Bolt	Hole	
FNYBUPB06A-XS	.375	.131	.94	.500	.19	1.75	1.12	1.44	.88 <sup>(2)</sup>	#6	.16	.13
FNYBUPB08A-XS	.500	1.69	1.25	.687	.25	2.00	1.38	1.69	1.00	#6	.16	.20
FNYBUPB10A-XS	.625	1.94	1.63	.875	.28	2.50	1.75	2.125	1.125	#8	.19	.50
FNYBUPB12A-XS	.750	2.06	1.75	.937	.31	2.75	1.88	2.38	1.25	#8	.19	.62
FNYBUPB16A-XS	1.000	2.81	2.19	1.187	.38	3.25	2.38	2.88	1.75	#10	.22	1.24
FNYBUPB20A-XS	1.250	3.63	2.81	1.500	.43	4.00	3.00	3.50	2.00	#10	.22	2.57
FNYBUPB24A-XS	1.500	4.00	3.25	1.750	.50	4.75	3.50	4.12	2.50	1/4	.28	3.94

Housing Material: Aluminum Alloy Black Anodized

<sup>(2)</sup>Two mounting holes as shown in view A-A for size .375

Self-Aligning Twin Pillow Blocks				
Part Number	Nom. Dia.	L2	J3	Wt. lb
FNYBUTWN06A-XS	.375	2.75	2.25	.25
FNYBUTWN08A-XS	.500	3.50	2.50	.40
FNYBUTWN10A-XS	.625	4.00	3.00	1.00
FNYBUTWN12A-XS	.750	4.50	3.50	1.24
FNYBUTWN16A-XS	1.000	6.00	4.50	2.48
FNYBUTWN20A-XS	1.250	7.50	5.50	5.14
FNYBUTWN24A-XS	1.500	9.00	6.50	8.08

Housing Material: Aluminum Alloy Black Anodized

**Performance Note:** For detailed explanations of FluoroNyliner Linear Guide Dynamic and Static Load Capacities, Frictional Characteristics, Wear Rates, Speeds, and Life Expectancy please contact Thomson Linear Guides Applications Engineering department.

**Product Note:** FluoroNyliner linear guides are shipped free of all lubricants. It is the responsibility of the product user to determine lubricant compatibility with the FluoroNyliner bearing material.

**Product Options:** FluoroNyliner linear guides are available with various inner race materials and platings to accommodate different environments.