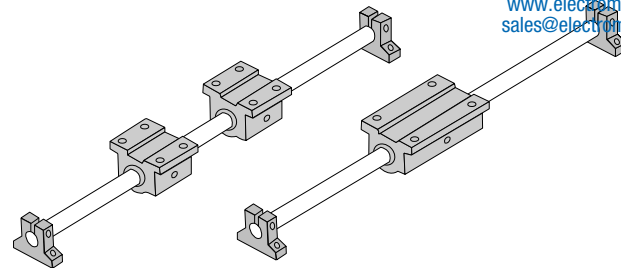


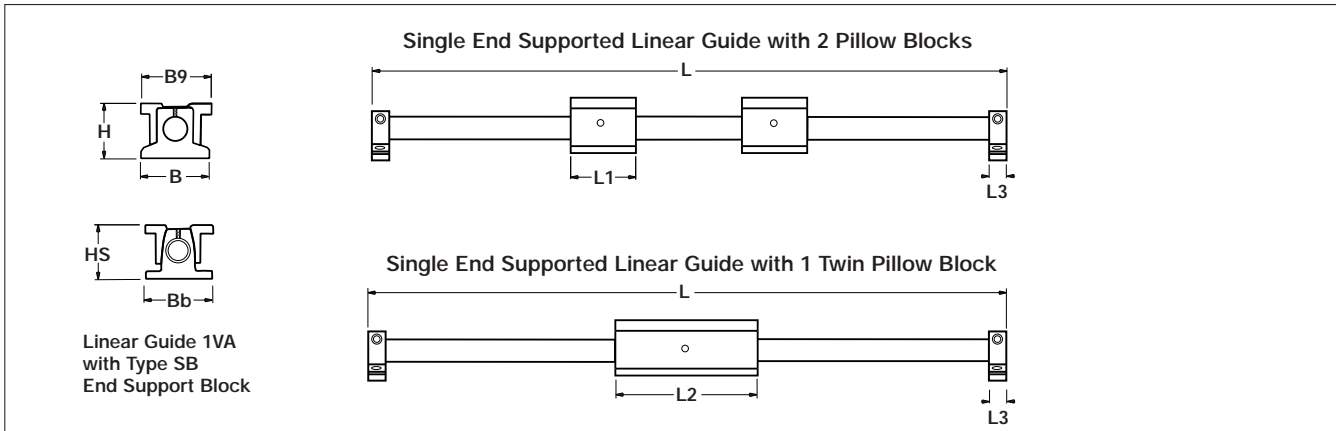
# FluoroNyliner 1VA

## Linear Guide #5

Corrosive/Contaminated  
 Environments



**INCH**



**FluoroNyliner\* Linear Guide 1VA Single End Supported with 2 Pillow Blocks** (Dimensions in inches)

Part Number		Nominal Diameter	L1	L3	H	HS	B	Bb	B9	Pillow Block	Shaft Support	
W/ Type ASB Shaft Support	W/ Type SB Shaft Support										Type ASB	Type SB
1VA-06-AHO	-	.375	1.31	.56	1.062	-	1.63	-	1.75	FNYBUPB06A-XS	ASB-6-XS	-
1VA-08-AHO	1VA-08-AJO	.500	1.69	.63	1.562	1.687	2.00	2.00	2.00	FNYBUPB08A-XS	ASB-8-XS	SB-8-XS
-	1VA-10-AJO	.625	1.94	.67	-	1.875	-	2.50	2.50	FNYBUPB10A-XS	-	SB-10-XS
1VA-12-AHO	1VA-12-AJO	.750	2.06	.75	2.062	2.187	2.50	2.75	2.75	FNYBUPB12A-XS	ASB-12-XS	SB-12-XS
1VA-16-AHO	1VA-16-AJO	1.000	2.81	1.00	2.562	2.687	3.25	3.25	3.25	FNYBUPB16A-XS	ASB-16-XS	SB-16-XS
-	1VA-20-AJO	1.250	3.63	1.13	-	3.250	-	-	4.00	FNYBUPB20A-XS	-	SB-20-XS
1VA-24-AHO	1VA-24-AJO	1.500	4.00	1.25	3.750	3.750	4.75	4.75	4.75	FNYBUPB24A-XS	ASB-24-XS	SB-24-XS

**FluoroNyliner Linear Guide 1VA Single End Supported with 1 Twin Pillow Block** (Dimensions in inches)

Part Number		Nom. Dia.	L2	L3	H	HS	B	Bb	B9	Max. Stroke Length	Pillow Block	Shaft Support	
W/ Type ASB Shaft Support	W/ Type SB Shaft Support											Type ASB	Type SB
1VA-06-BHO	-	.375	2.75	.56	1.062	-	1.63	-	1.75	L-(3.88)	FNYBUTWN06A-XS	ASB-6-XS	-
1VA-08-BHO	1VA-08-BJO	.500	3.50	.63	1.562	1.687	2.00	2.00	2.00	L-(4.75)	FNYBUTWN08A-XS	ASB-8-XS	SB-8-XS
-	1VA-10-BJO	.625	4.00	.69	-	1.875	-	2.50	2.50	L-(5.38)	FNYBUTWN10A-XS	-	SB-10-XS
1VA-12-BHO	1VA-12-BJO	.750	4.50	.75	2.062	2.187	2.50	2.75	2.75	L-(6.00)	FNYBUTWN12A-XS	ASB-12-XS	SB-12-XS
1VA-16-BHO	1VA-16-BJO	1.000	6.00	1.00	2.562	2.687	3.25	3.25	3.25	L-(8.00)	FNYBUTWN16A-XS	ASB-16-XS	SB-16-XS
-	1VA-20-BJO	1.250	7.50	1.13	-	3.250	-	4.00	4.00	L-(9.75)	FNYBUTWN20A-XS	-	SB-20-XS
1VA-24-BHO	1VA-24-BJO	1.500	9.00	1.25	3.750	3.750	4.75	4.75	4.75	L-(11.50)	FNYBUTWN24A-XS	ASB-24-XS	SB-24-XS

**Shaft Deflection Note:**

Load limit may be below the dynamic load rating due to shaft deflection. Bearings can accommodate up to 1/2° deflection. See Engineering Section (pg 204) for deflection calculations.

**Maximum Operating Parameters per Bearing**

Characteristic	Limit
Liner Temperature Range	-240° C to 288° C (-400° F to 550° F)
Velocity, dry	42.7 m/min. Continuous
Velocity, dry	122 m/min. Intermittent
Velocity, lubricated	122 m/min. Continuous
Pressure	10.35 MPa
PV	21 MPa/m/min

## FluoroNyliner Linear Guide

### 1VA Benefits:

- Requires only one part number to specify entire linear guide.
- Available with 60 Case\* LinearRace\* shaft end support blocks in either light weight aluminum or rigid iron materials.
- Used to provide increased stability or torque resistance in linear system applications.

## FluoroNyliner Linear Guide

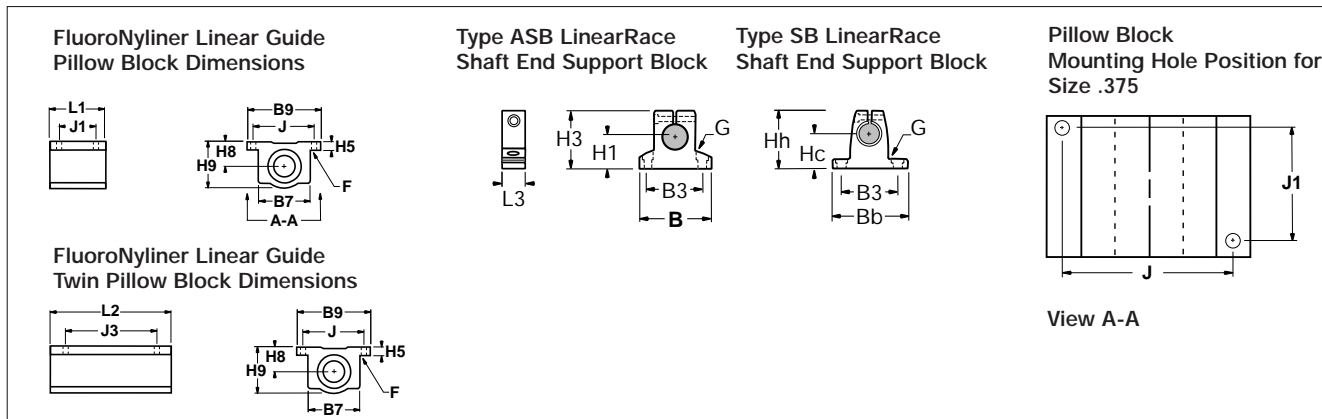
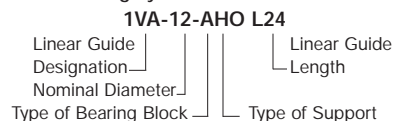
### 1VA Components:

- 2 self-aligning FluoroNyliner Bushing bearing pillow blocks or 1 self-aligning FluoroNyliner Bushing bearing twin pillow block.
- 1 stainless steel 60 Case LinearRace shaft.
- 2 shaft end support blocks.

### Specifying a Thomson Linear Guide

1. Determine the proper system for your load and life requirements. 2. Select the part number. 3. Add the letter "L" followed by the overall length in inches, as a suffix to the part number.

### Part Numbering System



### Self-Aligning Pillow Blocks

(Dimensions in inches)

Part Number	Nom. Dia.	L1	H9	H8	H5	B9	B7	J	J1	F		Wt. lb.
										Bolt	Hole	
FNYBUPB06A-XS	.375	.131	.94	.500	.19	1.75	1.12	1.44	.88 <sup>(2)</sup>	#6	.16	.13
FNYBUPB08A-XS	.500	1.69	1.25	.687	.25	2.00	1.38	1.69	1.00	#6	.16	.20
FNYBUPB10A-XS	.625	1.94	1.63	.875	.28	2.50	1.75	2.125	1.125	#8	.19	.50
FNYBUPB12A-XS	.750	2.06	1.75	.937	.31	2.75	1.88	2.38	1.25	#8	.19	.62
FNYBUPB16A-XS	1.000	2.81	2.19	1.187	.38	3.25	2.38	2.88	1.75	#10	.22	1.24
FNYBUPB20A-XS	1.250	3.63	2.81	1.500	.43	4.00	3.00	3.50	2.00	#10	.22	2.57
FNYBUPB24A-XS	1.500	4.00	3.25	1.750	.50	4.75	3.50	4.12	2.50	1/4	.28	3.94

Housing Material: Aluminum Alloy Black Anodized

<sup>(2)</sup>Two mounting holes as shown in view A-A for size .375

### Self-Aligning Twin Pillow Blocks

Part Number	Nom. Dia.	L2	J3	Wt. lb.
FNYBUTWN06A-XS	.375	2.75	2.25	.25
FNYBUTWN08A-XS	.500	3.50	2.50	.40
FNYBUTWN10A-XS	.625	4.00	3.00	1.00
FNYBUTWN12A-XS	.750	4.50	3.50	1.24
FNYBUTWN16A-XS	1.000	6.00	4.50	2.48
FNYBUTWN20A-XS	1.250	7.50	5.50	5.14
FNYBUTWN24A-XS	1.500	9.00	6.50	8.08

Housing Material: Aluminum Alloy Black Anodized

**Performance Note:** For detailed explanations of FluoroNyliner Linear Guide Dynamic and Static Load Capacities, Frictional Characteristics, Wear Rates, Speeds, and Life Expectancy please contact Thomson Linear Guides Applications Engineering department.

**Product Note:** FluoroNyliner linear guides are shipped free of all lubricants. It is the responsibility of the product user to determine lubricant compatibility with the FluoroNyliner bearing material.

**Product Options:** FluoroNyliner linear guides are available with various inner race materials and platings to accommodate different environments.

### Type ASB LinearRace Shaft End Support Block

Part Number	Nom. Dia.	L3	H3	H1	B	B3	G		Wt. lb.
							Bolt	Hole	
ASB-06-XS	.375	.56	1.00	.562	1.62	1.25	#6	.16	.08
ASB-08-XS	.500	.63	1.48	.875	2.00	1.50	#8	.19	.11
ASB-10-XS	.625	-	-	-	-	-	-	-	-
ASB-12-XS	.750	.75	1.95	1.125	2.50	2.00	#10	.22	.22
ASB-16-XS	1.000	1.00	2.48	1.375	3.25	2.50	1/4	.28	.44
ASB-24-XS	1.500	1.250	3.50	2.000	4.75	3.50	5/16	.34	1.16

End Support Material: Aluminum Alloy Black Anodized

### Type SB LinearRace Shaft End Support Block

Part Number	Nom. Dia.	L3	Hh	Hc	Bb	B3	G		Wt. lb.
							Bolt	Hole	
SB-8-XS	.500	.63	1.62	1.000	2.00	1.50	#8	.19	.3
SB-10-XS	.625	.69	1.75	1.00	2.50	1.875	#10	.22	.4
SB-12-XS	.750	.75	2.12	1.250	2.75	2.00	#10	.22	.5
SB-16-XS	1.000	1.00	2.56	1.500	3.25	2.50	1/4	.28	1.0
SB-20-XS	1.250	1.13	3.00	1.750	4.00	3.00	5/16	.34	2.0
SB-24-XS	1.500	1.25	3.50	2.000	4.75	3.50	5/16	.34	2.6

Material: Iron