

# C6 ROUTER

Sold & Serviced By:



Toll Free Phone (877) SERV098  
www.electromate.com  
sales@electromate.com



### HIGHLIGHTS

- Remote monitoring using Ethernet-based router
- Worldwide support from several server locations
- Also available as router with integrated 2G/3G/3G+ modem
- Access to remote devices via Ethernet or serial interface
- Proven COMBIVIS connect software connects the plant to be monitored to your workplace via VPN
- Additional HMI functionality for datalogging, long-term machine diagnostics and notification by E-Mail and SMS

# C6 ROUTER

DC POWER SUPPLY  
2X DI / 5" DO

2G/3G/3G+/4G  
ANTENNA


STATUS-LED

ETHERNET LAN

ETHERNET WAN

SERIAL  
(RS 232 / 422 / MPI)

SIM CARD  
SLOT (REAR)



COMBIVIS connect  
COMBIVIS studio 6  
COMBIVIS HMI



Internet



COMBIVIS connect  
Runtime

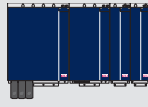


COM

LAN



COMBIVIS connect  
Server infrastructure



EtherCAT



**C6 ROUTER E / M (3G/3G+)**

	<b>C6 ROUTER E1</b>	<b>C6 ROUTER E2</b>	<b>C6 ROUTER E3</b>	<b>C6 ROUTER E4</b>	<b>C6 ROUTER M1</b>	<b>C6 ROUTER M2</b>
Remote maintenance	CONNECT	CONNECT	-	CONNECT	CONNECT	CONNECT
Visualisierung	-	HMI	HMI	HMI	-	HMI
Cloud	-	-	Cloud	Cloud	-	-
<b>MOBILE NETWORK</b>					<b>3G / 3G+</b>	
Type	-	-	-	-	2G/3G/3G + EDGE/HSPA Quadband Modem up to 5,76 Mbps upload / 21,6 Mbps download	
Band	-	-	-	-	UUMTS/HSPA+: B1/B2/B5; GSM/GPRS/EDGE: 850/900/1800/1900 MHz	
Region	-	-	-	-	Europe, North- / Latin America, Asia, Africa, Oceania	
Antenna	-	-	-	-	1 x SMA plug (various additional antenna options)	
SIM	-	-	-	-	1 x SIM Card (mini) socket push-push type	

**CPU**

Processor	ARM Cortex A8 processor Freescale® i.MX535 1 GHz
-----------	--

**MEMORY**

System memory	RAM - 1 GB
NAND-Flash	256 MB for operating system and runtime environments (internal, not removable)
eMMC (Solid State Disc)	2 GB project memory for free use    4 GB project memory for free use

**OPERATING DATA**

Power supply	9 ... 36 V DC
Operating environment	0 ... 50 °C (-20 ... 70 °C Option), rel. humidity up to 95 % (without condensation)
Lagerbedingungen	-20 ... 60 °C (-20 ... 70 °C Option), rel. humidity up to 95 % (without condensation)

**OPERATING DATA**

	Windows Embedded Compact 7 Pro
--	--------------------------------

**APPROVALS**

	CE, cULus
--	-----------

**INTERFACES**

Ethernet	WAN 1 x 10/100 Mbps (RJ45)
	LAN 1 x 100 Mbps (RJ45)
USB on back	1 x USB 2.0
Serial interface	1 x RS232/422/485 (DB15M) / MPI 187. kbit/s (galvanically separated)

**DIGITAL I/O'S**

Inputs	IN0 - Secured activation WAN connection. Function controlled by COMBIVIS Control Center
	IN1 - C6 Router software reset
Ausgänge	OUT0 C6 Router WAN connection active (output relay max. 200 mA /24 V DC)
	OUT1 remote monitoring active (output relay max. 200 mA /24 V DC)

**PUSHBUTTON**

Buttons	C6 Router hardware reset
	C6 Router default setting

# C6 ROUTER

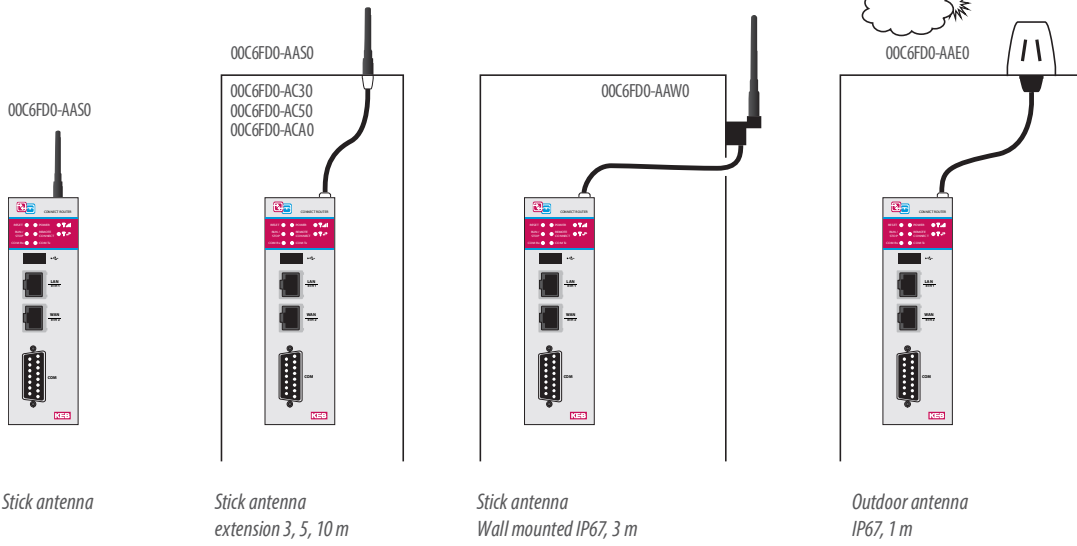
## C6 ROUTER L (4G/LTE)

	C6 ROUTER L1	C6 ROUTER L2	C6 ROUTER L3	C6 ROUTER L4
Remote maintenance	CONNECT	CONNECT	-	CONNECT
Visualization	-	HMI	HMI	HMI
Cloud	-	-	Cloud	Cloud
<b>MOBILE NETWORK</b>	<b>4G/LTE</b>			
Type	2G/3G/4G LTE Pentaband Modem up to 50 Mbps upload/100 Mbps download			
Band	FDD-LTE: B1/B3/B7/B8/B20; TDD-LTE: B38/B40; UMTS/HSPA+: B1/B8; GSM/GPRS/EDGE: 900/1800 MHz			
Region	Europe, Latin America, Asia, Africa, Oceania			
Antenna	1 x SMAStecker (various additional antenna option)			
SIM	1 x SIM Card (mini) socket push-push type			
<b>CPU</b>				
Processor	ARM Cortex A8 processor Freescale® i.MX535 1 GHz			
<b>MEMORY</b>				
System memory	RAM - 1 GB			
NAND Flash	256 MB für Betriebssystem und Laufzeitumgebungen (intern, nicht entfernbar)			
eMMC (Solid State Disk)	4 GB Projektspeicher zur freien Nutzung			
<b>BETRIEBSDATEN</b>				
Power supply	9 ... 36 V DC			
Operating environment	0 ... 50 °C (-20 ... 70 °C Option), rel. humidity up to 80 % (without condensation)			
Storage conditions	-20 ... 60 °C (-20 ... 70 °C Option), rel. humidity up to 80 % (without condensation)			
<b>OPERATING SYSTEM</b>				
	Windows Embedded Compact 7 Pro			
<b>APPROVALS</b>				
	CE, cULus			
<b>INTERFACES</b>				
Ethernet	WAN 1 x 10/100 Mbps (RJ45)			
	LAN 1 x 100 Mbps (RJ45)			
USB on back	1 x USB 2.0			
Serial interface	1 x RS232/422/485 (DB15M) / MPI 187,5 kbit/s (galvanically separated)			
<b>DIGITAL I/O'S</b>				
Inputs	INO - Secured activation WAN connection. Function controlled by COMBIVIS Control Center			
	IN1 - C6 Router software reset			
Outputs	OUT0 C6 Router WAN connection active (output relay max. 200 mA /24 V DC)			
	OUT1 remote monitoring active (output relay max. 200 mA /24 V DC)			
<b>PUSHBUTTON</b>				
Buttons	C6 Router Hardware Reset			
	C6 Router default setting			

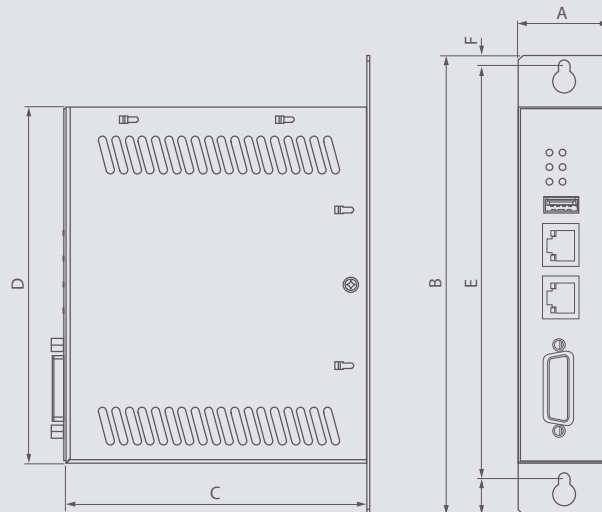
**ROUTER L (4G) / K (4G-AM)**

	<b>C6 ROUTER K1</b>	<b>C6 ROUTER K2</b>	<b>C6 ROUTER K3</b>	<b>C6 ROUTER K4</b>
Remote maintenance	CONNECT	CONNECT	-	CONNECT
Visualization	-	HMI	HMI	HMI
Cloud	-	-	Cloud	Cloud
<b>MOBILE NETWORK</b>	<b>4G-AM</b>			
Type	2G/3G/4G Pentaband Modem up to 50 Mbps upload/100 Mbps download			
Band	FDD-LTE: B2/B4/B5/B17; UMTS/HSPA+: B2/B5			
Region	North- / Latin America			
Antenna	1 x SMAStecker (various additional antenna options)			
SIM	1 x SIM Card (mini) socket push-push type			
<b>CPU</b>				
Processor	ARM Cortex A8 processor Freescale® i.MX535 1 GHz			
<b>MEMORY</b>				
System memory	RAM - 1 GB			
NAND-Flash	256 MB for operating system and runtime environments (internal, not removable)			
eMMC (Solid State Disk)	4 GB project memory for free use			
<b>OPERATING DATA</b>				
Power supply	9 ... 36 V DC			
Operating environment	0 ... 50 °C (-20 ... 70 °C Option), rel. humidity up to 80 % (without condensation)			
Lagerbedingungen	-20 ... 60 °C (-20 ... 70 °C Option), rel. humidity up to 80 % (without condensation)			
<b>OPERATING SYSTEM</b>				
	Windows Embedded Compact 7 Pro			
<b>APPROVALS</b>				
	CE, cULus			
<b>INTERFACES</b>				
Ethernet	WAN 1 x 10/100 Mbps (RJ45)			
	LAN 1 x 100 Mbps (RJ45)			
USB on back	1 x USB 2.0			
Serial interface	1 x RS232/422/485 (DB15M) / MPI 187,5 kbit/s (galvanically separated)			
<b>DIGITAL I/O'S</b>				
Inputs	IN0 - Secured activation WAN connection. Function controlled by COMBIVIS Control Center			
	IN1 - C6 Router software reset			
Outputs	OUT0 C6 Router WAN connection active (output relay max. 200 mA /24 V DC)			
	OUT1 remote monitoring active (output relay max. 200 mA /24 V DC)			
<b>PUSHBUTTON</b>				
Buttons	C6 Router hardware reset			
	C6 Router default setting			

# C6 ROUTER



	A	B	C	D	E	F	G
<b>C6 ROUTER EX</b>	35	177	116	138	159	4	14
<b>C6 ROUTER MX</b>	45	177	116	138	159	4	14





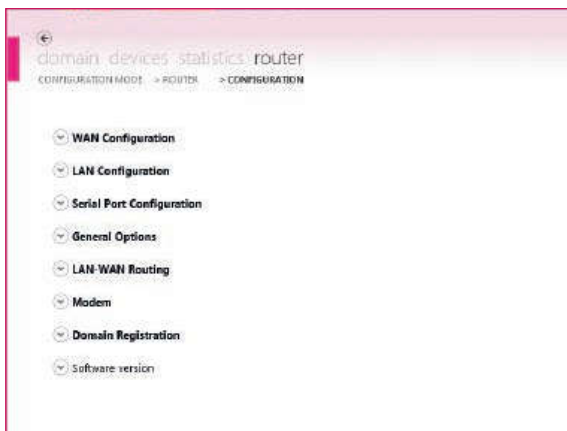
The C6 Router can be configured via two different communication paths:

- manually with local network connection
- from exported configuration data via USB memory stick



The configuration of the C6 Router is protected with necessary log-on data.

The routers available in the local network are identified via unique MAC addresses.



The configuration level is easy to understand, self-explanatory and limited to a minimum number of parameters.

However a number of communication paths are possible, guaranteeing a high usage density.



Sold & Serviced By:



Toll Free Phone (877) SERV098  
[www.electromate.com](http://www.electromate.com)  
[sales@electromate.com](mailto:sales@electromate.com)

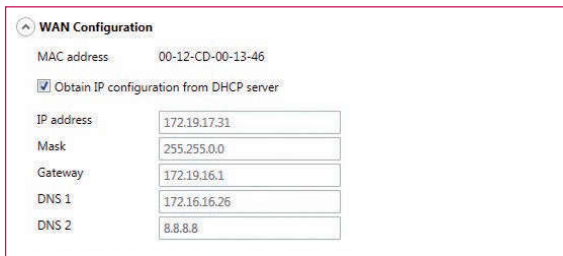


# CONFIGURATION



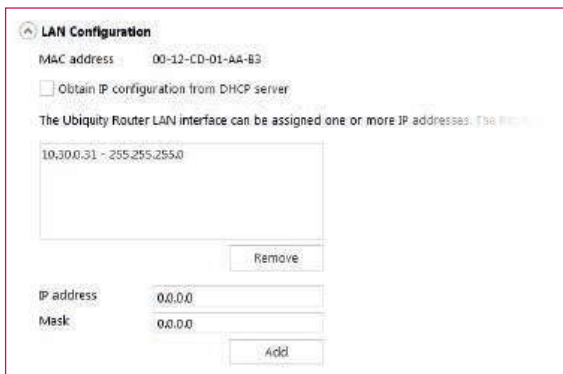
After a few minutes of router configuration, you have worldwide access to remote devices for maintenance and monitoring - irrespective of device type and manufacturer.

## CONFIGURATION STEPS



### Step 1

WAN-Port as Internet access (server infrastructure) – IP address can be assigned statically or automatically via DHCP.



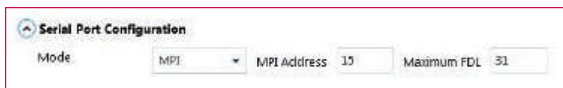
### Step 2

IP configurations from one or more local automation networks accessible via VPN tunnel.



### Step 3

As well as local Ethernet-linked networks, serial connections can be set up via a VPN tunnel.



**General Options**

New password:

Confirm password:

Availability mode:

Internet connectivity:

Proxy configuration:

Proxy address:

Proxy port:

Proxy username:

Proxy password:

#### Step 4

Variable configuration with regard to connection type (WAN, Modem), handling of Internet activation (constant, via SMS and/or digital input).

**LAN-WAN Routing**

Enabled

Add IP addresses (i.e. 192.168.100.1/255.255.255.255) or ranges (i.e. 192.168.100.0/255.255.255.0)

I/F	IP address	Subnet mask
WAN	172.17.129.0	255.255.255.0
LAN	192.168.0.0	255.255.255.0

I/F:

IP address:

Mask:

#### Step 5

The LAN-WAN routing allows configuration of rules between the two Ethernet interfaces of the router (LAN and WAN) which define the static routing of individual IP addresses or address ranges.

**Modem**

Status:

Carrier mode:

Signal strength:

PHN code:

APN:

Username:

Password:

Domain:

Dialed number:  i.e. \*99#

#### Step 6

To be able to use Internet access via modem (UMTS), the provider access data (SIM card) can be configured here.

**Domain Registration**

The domain registration operation creates a new Router identity on the server and assigns an initial name. The device is initially located into the root of your domain. You can later rename the device or move it into another subfolder by using the Domain browser.

The registration operation will overwrite a previous identity if already present. Please double check that you want to do it.

Create and register a new identity for the Router into the domain.

Initial name:  Please insert a valid name

Folder:  Please select a folder

#### Step 7

Domain registration opens the possibilities of remote device maintenance, and access can be managed user oriented.

Sold & Serviced By:



Toll Free Phone (877) SERV098  
 www.electromate.com  
 sales@electromate.com