

RCA-SA4D

ROBO Cylinder Slider Type 40mm Width 24V Servo Motor Coupled


■ Configuration: **RCA** — **SA4D** — — **20** — — — — —

Series — Type — Encoder — Motor — Lead — Stroke — Compatible Controllers — Cable Length — Option

I: Incremental Absolute
20: 20W Servo motor
10: 10mm
5: 5mm
2.5: 2.5mm
50: 50mm
300: 300mm (50mm pitch increments)
A1: ACON RACON ASEL
A3: AMEC ASEP
N: None
P: 1m
S: 3m
M: 5m
X : Custom Length
R : Robot Cable
See Options below

* See page Pre-35 for explanation of each code that makes up the configuration name.

Power-saving



Technical References P. A-5

- POINT** Notes on Selection
- (1) When the stroke increases, the maximum speed will drop to prevent the ball screw from reaching the critical rotational speed. Use the actuator specification table below to check the maximum speed at the stroke you desire.
 - (2) The load capacity is based on operation at an acceleration of 0.3G (0.2G for the 2.5mm-lead model, or when used vertically). These values are the upper limits for the acceleration.

Actuator Specifications

■ Lead and Load Capacity

Model	Motor Output (W)	Lead (mm)	Max. Load Capacity		Rated Thrust (N)	Stroke (mm)
			Horizontal (kg)	Vertical (kg)		
RCA-SA4D-①-20-10-②-③-④-⑤	20	10	4	1	19.6	50 ~ 300 (50mm increments)
RCA-SA4D-①-20-5-②-③-④-⑤		5	6	2.5	39.2	
RCA-SA4D-①-20-2.5-②-③-④-⑤		2.5	8	4.5	78.4	

Legend ① Encoder ② Stroke ③ Compatible controller ④ Cable length ⑤ Option

■ Stroke and Maximum Speed

Lead	Stroke	
	50 ~ 300 (50mm increments)	
10	665	
5	330	
2.5	165	

(Unit: mm/s)

Encoder & Stroke List

② Stroke (mm)	Standard Price	
	① Encoder Type	
	Incremental	Absolute
50	-	-
100	-	-
150	-	-
200	-	-
250	-	-
300	-	-

④ Cable List

Type	Cable Symbol	Standard Price
Standard	P (1m)	—
	S (3m)	—
	M (5m)	—
Special Lengths	X06 (6m) ~ X10 (10m)	—
	X11 (11m) ~ X15 (15m)	—
	X16 (16m) ~ X20 (20m)	—
	R01 (1m) ~ R03 (3m)	—
Robot Cable	R04 (4m) ~ R05 (5m)	—
	R06 (6m) ~ R10 (10m)	—
	R11 (11m) ~ R15 (15m)	—
	R16 (16m) ~ R20 (20m)	—

* See page A-39 for cables for maintenance.

⑤ Option List

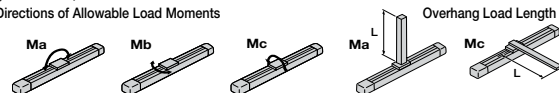
Name	Option Code	See Page	Standard Price
Brake (Cable exiting end)	BE	→ A-25	—
Brake (Cable exiting left)	BL	→ A-25	—
Brake (Cable exiting right)	BR	→ A-25	—
Foot bracket	FT	→ A-29	—
Power-saving	LA	→ A-32	—
Reversed-home	NM	→ A-33	—

Actuator Specifications

Item	Description
Drive System	Ball screw Ø8mm C10 grade
Positioning Repeatability	±0.02mm
Lost Motion	0.1mm or less
Base	Material: Aluminum (white alumite treated)
Allowable Static Moment	Ma: 6.9 N·m Mb: 9.9 N·m Mc: 17.0 N·m
Allowable Dynamic Moment (*)	Ma: 2.7 N·m Mb: 3.9 N·m Mc: 6.8 N·m
Overhang Load Length	Ma direction: 120mm or less Mb-Mc direction: 120mm or less
Ambient Operating Temp./Humidity	0~40°C, 85% RH or less (non-condensing)

(*) Based on 5,000km travel life.

Directions of Allowable Load Moments

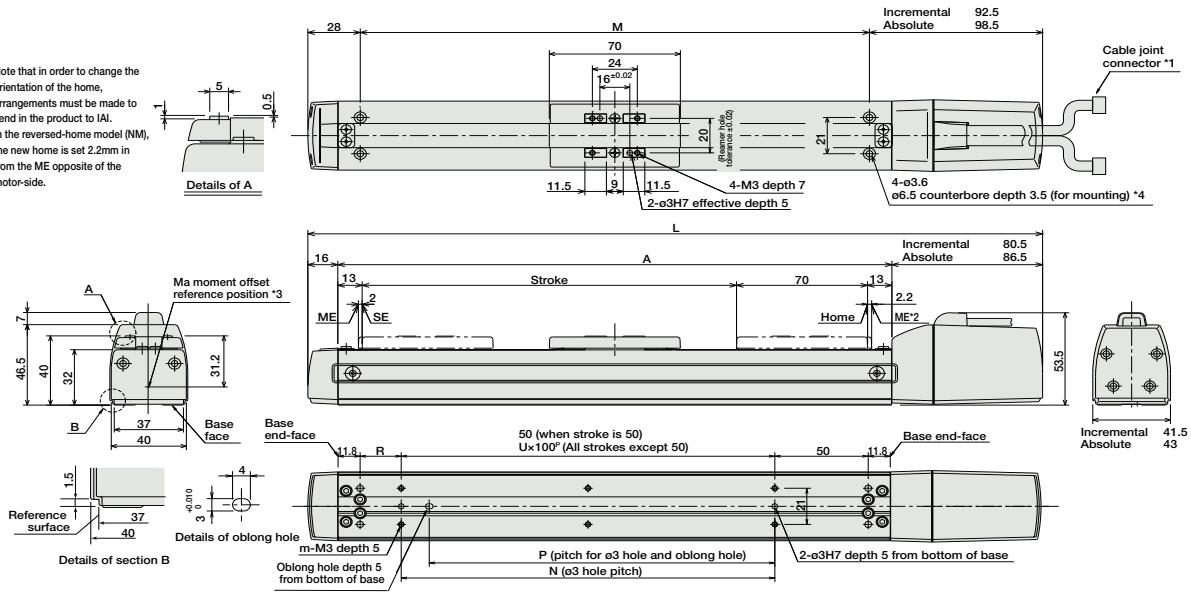


81 RCA-SA4D

Dimensions

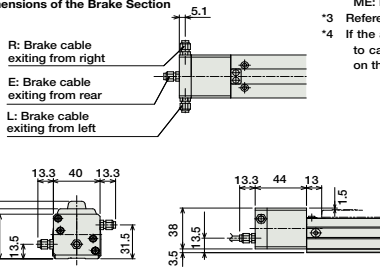
For Special Orders P. A-9

* Note that in order to change the orientation of the home, arrangements must be made to send in the product to IAI.
 * In the reversed-home model (NM), the new home is set 2.2mm in from the ME opposite of the motor-side.



- *1 A motor-encoder cable is connected here. See page A-39 for details on cables.
- *2 When homing, the slider moves to the ME; therefore, please watch for any interference with the surrounding objects.
ME: Mechanical end SE: Stroke end
- *3 Reference position for calculating the moment Ma.
- *4 If the actuator is secured using only the mounting holes provided on the top surface of the base, the base may twist to cause abnormal sliding of the slider, or may produce abnormal noise. Therefore, when using the mounting holes on the top surface of the base, keep the stroke at 200mm or less.

Dimensions of the Brake Section



■ Dimensions/Weight by Stroke

Stroke	50	100	150	200	250	300	
L	Incremental	242.5	292.5	342.5	392.5	442.5	492.5
	Absolute	248.5	298.5	348.5	398.5	448.5	498.5
A	146	196	246	296	346	396	
M	122	172	222	272	322	372	
N	50	100	100	200	200	300	
P	35	85	85	185	185	285	
R	22	22	72	22	72	22	
U	-	1	1	2	2	3	
m	4	4	4	6	6	8	
Weight (kg)	0.6	0.7	0.8	0.9	1.0	1.1	

* Adding a brake increases the actuator's overall length (L) by 28mm (41.3mm with the cable coming out its end), and its weight by 0.2kg.

③ Compatible Controllers

The RCA series actuators can operate with the controllers below. Select the controller according to your usage.

Name	External View	Model	Description	Max. Positioning Points	Input Voltage	Power Supply Capacity	Standard Price	See Page
Solenoid Valve Type		AMEC-C-20①②-NP-2-1	Easy-to-use controller, even for beginners	3 points	AC100V	2.4A rated	-	→ P477
		ASEP-C-20①②-NP-2-0	Operable with same signal as solenoid valve. Supports both single and double solenoid types. No homing necessary with simple absolute type.					
Splash-Proof Solenoid Valve Type		ASEP-CW-20①②-NP-2-0						→ P487
Positioner Type		ACON-C-20①②-NP-2-0	Positioning is possible for up to 512 points	512 points	DC24V	(Standard) 1.3A rated 4.4A max.	-	→ P535
Safety-Compliant Positioner Type		ACON-CG-20①②-NP-2-0						
Pulse Train Input Type (Differential Line Driver)		ACON-PL-20①②-NP-2-0	Pulse train input type with differential line driver support	(-)	DC24V	(Power-saving) 1.3A rated 2.5A max.	-	→ P535
Pulse Train Input Type (Open Collector)		ACON-PO-20①②-NP-2-0	Pulse train input type with open collector support					
Serial Communication Type		ACON-SE-20①②-N-0-0	Dedicated to serial communication	64 points				
Field Network Type		RACON-20②	Dedicated to field network	768 points				→ P503
Program Control Type		ASEL-C-1-20 ①②-NP-2-0	Programmed operation is possible Can operate up to 2 axes	1500 points				→ P567

* This is for the single-axis ASEL.
 * ① is a placeholder for the encoder type (I: incremental, A: absolute).
 * ② is a placeholder for the code "LA" when the power-saving option is specified.

- Slider Type
- Mini
- Standard
- Controllers Integrated
- Rod Type
- Mini
- Standard
- Controllers Integrated
- Table/Arm /Flat Type
- Mini
- Standard
- Gripper/ Rotary Type
- Linear Servo Type
- Cleanroom Type
- Splash-Proof
- Controllers
- PMEC /AMEC
- PSEP /ASEP
- ROBO NET
- ERC2
- PCON
- ACON
- SCON
- PSEL
- ASEL
- SSEL
- XSEL
- Pulse Motor
- Servo Motor (24V)
- Servo Motor (200V)
- Linear Servo Motor