

ERC2-RGS6C


Controller-Integrated Rod Type with Single Guide 58mm Width Pulse Motor Straight Type

■ Configuration: **ERC2** — **RGS6C** — **I** — **PM** — — — — —

Series — Type — Encoder — Motor — Lead — Stroke — I/O Type — Cable Length — Option

I: Incremental PM: Pulse motor 12 : 12mm 50: 50mm NP : PIO (NPN) type N : None P : 1m B : Brake
 6 : 6mm 300: 300mm (50mm pitch increments) PN : PIO (PNP) type S : 3m M : 5m FT : Foot bracket
 3 : 3mm W : Double-ended cable X : Custom NM : Reversed-home
 R : Robot cable
 SE : SIO type RW : Double-ended Robot cable

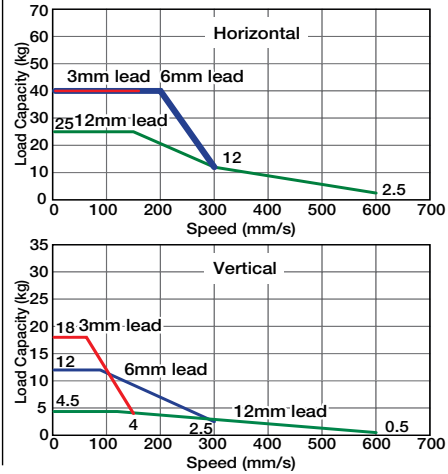
* See page Pre-35 for an explanation of the naming convention.



Technical References P. A-5

- POINT**
Notes on Selection
- When the stroke increases, the maximum speed will drop to prevent the ball screw from reaching the critical rotational speed. Use the actuator specification table below to check the maximum speed at the stroke you desire.
 - Since the ERC2 series use a pulse motor, the load capacity decreases at high speeds. Check in the Speed vs. Load Capacity graph to see if your desired speed and load capacity are supported. In doing so, use the load capacity values without the weight of the guide (see right of page).
 - The load capacity is based on operation at an acceleration of 0.3G (0.2G for the 3mm-lead model, or when used vertically). This is the upper limit of the acceleration.
 - The value for the horizontal load capacity is with an external guide.

■ Speed vs. Load Capacity
Due to the characteristics of the pulse motor, the ERC2 series' load capacity decreases at high speeds. In the table below, check if your desired speed and load capacity are supported.



Actuator Specifications

Lead and Load Capacity

(Note 1) Please note that the maximum load capacity decreases as the speed increases.

Model	Lead (mm)	Max. Load Capacity (Note 1)		Maximum Push Force (N)(Note 2)	Stroke (mm)
		Horizontal (kg)	Vertical (kg)		
ERC2-RGS6C-I-PM-12-①-②-③-④	12	~ 25	~ 4.5	78	50~300 (50mm increments)
ERC2-RGS6C-I-PM-6-①-②-③-④	6	~ 40	~ 12	157	
ERC2-RGS6C-I-PM-3-①-②-③-④	3	40	~ 18	304	

Legend ① Stroke ② I/O Type ③ Cable length ④ Options

Stroke and Maximum Speed

Lead	Stroke	
	50~250 (50mm increments)	300 (mm)
12	600	500
6	300	250
3	150	125

(Unit: mm/s)

① Stroke List

Stroke (mm)	Standard Price
50	-
100	-
150	-
200	-
250	-
300	-

③ Cable List

Type	Cable Symbol	Standard Price
Standard	P (1m)	-
	S (3m)	-
	M (5m)	-
Special Lengths	X06 (6m) ~ X10 (10m)	-
	W01 (1m) ~ W03 (3m)	-
Double-Ended	W04 (4m) ~ W05 (5m)	-
	W06 (6m) ~ W10 (10m)	-
	R01 (1m) ~ R03 (3m)	-
Robot Cable	R04 (4m) ~ R05 (5m)	-
	R06 (6m) ~ R10 (10m)	-
	RW01 (1m) ~ RW03 (3m)	-
Double-Ended Robot Cable	RW04 (4m) ~ RW05 (5m)	-
	RW06 (6m) ~ RW10 (10m)	-

The values in < > apply to the SE type.
* See page A-39 for cables for maintenance.

④ Option List

Name	Option Code	See Page	Standard Price
Brake	B	→ A-25	-
Foot bracket	FT	→ A-29	-
Reversed-home	NM	→ A-33	-

Actuator Specifications

Item	Description
Drive System	Ball screw ø10mm C10 grade
Positioning Repeatability	±0.02mm
Lost Motion	0.1mm or less
Rod Diameter	ø22mm special SUS type
Non-rotating accuracy of rod	±0.05 deg
Ambient Operating Temp./Humidity	0 ~ 40°C, 85% RH or less (non-condensing)

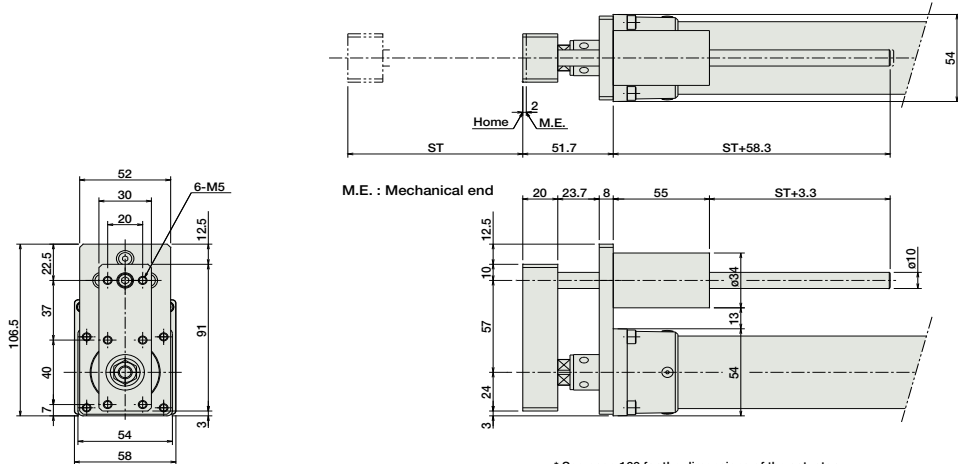
169 ERC2-RGS6C

Sold & Serviced By:



Toll Free Phone (877) SERV098
 Toll Free Fax (877) SERV099
 www.electromate.com
 sales@electromate.com

- Slider Type
- Mini
- Standard
- Controllers Integrated
- Rod Type
- Mini
- Standard
- Controllers Integrated
- Table/Arm /Flat Type
- Mini
- Standard
- Gripper/ Rotary Type
- Linear Servo Type
- Cleanroom Type
- Splash Proof
- Controllers
- PMEC /AMEC
- PSEP /ASEP
- ROBO NET
- ERC2
- PCDN
- ACON
- SCON
- PSEL
- ASEL
- SSEL
- XSEL
- Pulse Motor
- Servo Motor (24V)
- Servo Motor (200V)
- Linear Servo Motor



* See page 166 for the dimensions of the actuator.

■ Dimensions/Weight by Stroke

Stroke	50	100	150	200	250	300
Guide weight (kg)	0.2	0.2	0.3	0.3	0.3	0.4
Guide + actuator weight (kg)	1.8	1.9	2.1	2.3	2.4	2.6

I/O Type (Built-In Controller)

② I/O Type

The integrated controller in the ERC2 series can be selected from the following 3 types based on the type of external input and output (I/O). Select the controller according to your applications.

Name	External View	Model	Description	Max. Positioning Points	Input Voltage	Power Supply Capacity	Standard Price	See Page
PIO Type (NPN)		ERC2-RGS6C-I-PM-□-□-NP-□-□	Easy to control, capable of positioning up to 16 points	16	DC24V	2A max.	-	→ P515
PIO Type (PNP)		ERC2-RGS6C-I-PM-□-□-PN-□-□	Supports the PNP I/O, commonly used overseas.	16				
SIO Type		ERC2-RGS6C-I-PM-□-□-SE-□-□	For connecting to a field network (gateway unit used)	64				

- Slider Type
- Mini
- Standard
- Controllers Integrated
- Rod Type**
- Mini
- Standard
- Controllers Integrated
- Table/Arm /Flat Type
- Mini
- Standard
- Gripper/ Rotary Type
- Linear Servo Type
- Cleanroom Type
- Splash Proof
- Controllers
- PMEC /AMEC
- PSEP /ASEP
- ROBO NET
- ERC2
- PCON
- ACON
- SCON
- PSEL
- ASEL
- SSEL
- XSEL
- Pulse Motor
- Servo Motor (24V)
- Servo Motor (200V)
- Linear Servo Motor