

TORQUE SYSTEMS

# MDM Food Grade Series Product Guide

This MDM-F Food Grade product line is based upon ITT Torque System's industry leading MDM technology, which provides energy efficient servo motors in popular industry standard frame sizes and configurations. This new motor offering is ideal for use in food, beverage, and dairy manufacturing and equipment applications.

ITT Torque Systems engineers designed the MDM Food Grade Series to meet the needs of users and customers in need of cost effective sterile and hygienic "food grade" applications.



# ITT

ENGINEERED FOR LIFE

Sold & Serviced By:

 **ELECTROMATE**

Toll Free Phone (877) SERV098

Toll Free Fax (877) SERV099


[www.electromate.com](http://www.electromate.com)

[sales@electromate.com](mailto:sales@electromate.com)



## An expert source in providing custom engineered solutions for over 15 years to the packaging industry.

Food Processing, Pharmaceutical and other Packaging Equipment Manufacturers rely on ITT Torque System's high torque density servomotors for precision motion control. Our MDM 5000 motor technology provides maximum power output in a compact, economical package. In fact, MDM 5000 motors offer 35+% more torque density than traditional technology. Our broad product selections include: Stainless Steel, Food Grade Washdown and other MDM 5000 platform technology



We engineered the MDM-5000 high-energy brushless servomotor with advanced design features to deliver the industry's highest available torque density in a compact and versatile platform. MDM-5000 servomotors are available in models that produce stall torque up to 35 to 40% higher than conventional designs. The high output is made possible by cut-core, segmented stator lamination technology contained in a high efficiency heat transfer capsule, high slot-fill windings, and a high flux neodymium magnet array.

Standard models are available in either NEMA or IEC mounting configurations with assemble to order availability as standard. Four sizes – 60mm, 85mm, 110mm and 140mm are available with a continuous stall torque range .5Nm (4.5 lb-in.) to 27.5Nm (243 lb – in.).

ITT Torque Systems can quickly customize the MDM-5000 to fit the most challenging applications and requirements. A wide range of windings is available for fine-tuning to specific power supply specifications. We also offer a broad array of brake and gearbox options and custom termination, connectorization, and cabling configurations to facilitate your assembly requirements. Off-the-shelf feedback options include encoders available with multiple line counts, Hall sensors, and resolvers.

### Features:

- Available for use in close proximity to food
- Standard Metric, NEMA and special mounting/shaft configurations
- Full IP 67 Compliance with seals
- External hardware is 300 series Stainless Steel, including casing and spring on shaft seal
- Complete conformance to UL/CUL and CE Standards across the entire product line
- Food Grade RTV at the joints
- Food Grade epoxy based paint, painted as complete motor
- Optional encoder line counts up to 5,000 ppr available for all configurations

### Benefits

- Specialized machinery designs can install or retrofit servomotor with little or no restrictions
- Multiple configurations accommodate flexible design considerations
- Withstands low pressure washdown in food environments
- Non-corrosive external hardware standard feature required for many applications
- Required industry defined standards conformance in North America
- Typical food grade option is standard
- Conforms to food handling requirements
- Performance enhancement and feature convenience that allows ITT Torque Systems motors to be incorporated into a broader range of applications

### Our typical custom engineered options include:

- Extended Ambient Temperature Ratings
- Custom Winding Configurations
- Special Electromagnetic Design Platforms
- Specialized Military Coatings
- Corrosion Resistant Materials
- Food Grade Materials
- Custom Bearings
- Witness Testing
- IP 67 Sealing


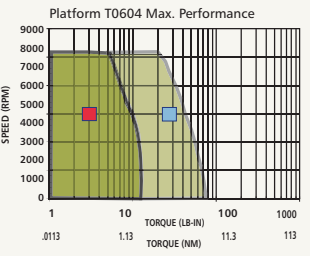

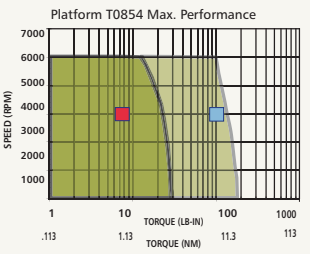


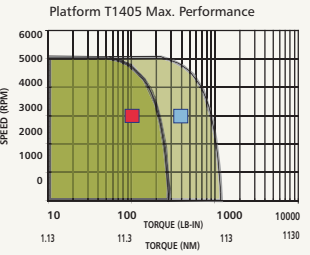
# High Energy Brushless Servomotor Platforms

**Key** ■ Continuous Duty ■ Intermittent Duty

**Standard Design Features:**  
 High Energy Neodymium Magnets  
 CE/UL Compliant  
 Multiple Winding Availability  
 IP 67 Construction  
 Clean Operating, Low Maintenance Brushless Design

## Rigid Application Development Process:

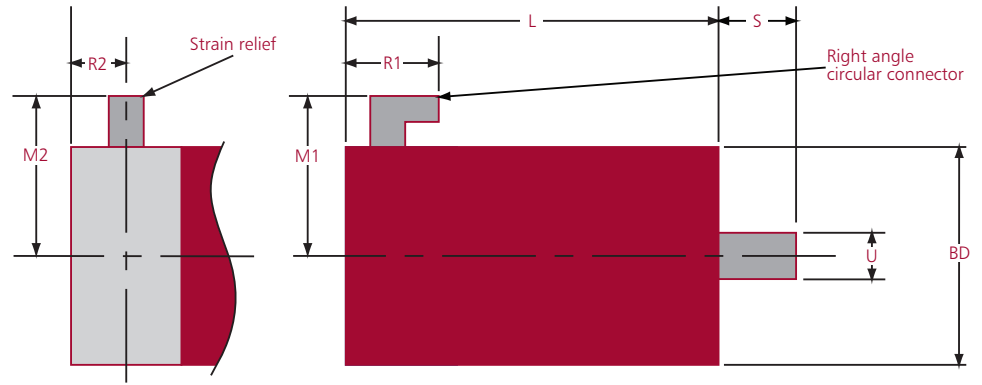
- Application Review
- Motion Profile Analysis
- Magnetic FEA 3D Modeling & Computer Simulation
- Prototype Design
- Performance Verification

Platform F060		Multiple Standard and Custom Windings Available						
	Platform Number	Rated Power W	Cont. Stall Torque lb-in	Cont. Stall Torque NM	Peak Torque lb-in	Peak Torque NM	Rotor Inertia** lb-in-sec2	Rotor Inertia** Kg-cm2
	F0601	247	4.4	0.50	22	2.50	0.000135	0.15255
	F0602	410	7.7	0.87	39	4.40	0.00017	0.1921
	F0603	478	10.5	1.18	52	5.90	0.00024	0.2712
	F0604	504	12.4	1.40	62	7.00	0.00031	0.3503
								
Platform F085		Multiple Standard and Custom Windings Available						
	Platform Number	Rated Power W	Cont. Stall Torque lb-in	Cont. Stall Torque NM	Peak Torque lb-in	Peak Torque NM	Rotor Inertia** lb-in-sec2	Rotor Inertia** Kg-cm2
	F0851	967	17.7	2.00	57	6.40	0.000825	0.93225
	F0852	1536	31	3.50	103	11.60	0.00147	1.6611
	F0853	1941	43.4	4.90	144	16.30	0.00182	2.0566
	F0854	2059	53.1	6.00	180	20.40	0.0024	2.712
								
Platform F110		Multiple Standard and Custom Windings Available						
	Platform Number	Rated Power W	Cont. Stall Torque lb-in	Cont. Stall Torque NM	Peak Torque lb-in	Peak Torque NM	Rotor Inertia** lb-in-sec2	Rotor Inertia** Kg-cm2
	F1101	1543	43.3	4.90	106	12.00	0.0021	2.373
	F1102	2628	75.2	8.50	194	21.90	0.0038	4.294
	F1103	3175	99.1	11.20	264	29.80	0.0059	6.667
	F1104	3722	125	14.1	333	37.60	0.008	9.04
								
Platform F140		Multiple Standard and Custom Windings Available						
	Platform Number	Rated Power W	Cont. Stall Torque lb-in	Cont. Stall Torque NM	Peak Torque lb-in	Peak Torque NM	Rotor Inertia** lb-in-sec2	Rotor Inertia** Kg-cm2
	F1402	5500	122.00	13.80	420	47.50	0.01169	13.2097
	F1403	5780	164.00	18.50	529	71.00	0.01669	18.8597
	F1404	6200	204.00	22.50	840	95.00	0.02175	24.5775
	F1405	6930	243	27.5	1044	118	0.027	30.51
								





## Nominal Motor Dimensions



Platform	Frame Length mm (L -in.)	Frame square mm (BD -in.)	Shaft extension mm (BD -in.)	Shaft diameter mm (S -in.)	End Bell Connector width to motor end mm (R1 -in.)	End Bell Connector height to motor end mm (M1 -in.)	End Bell Connector width to motor end mm (R2 -in.)	End Bell Connector height to motor end mm (M2 -in.)
F0601	112 (4.41)	58 (2.28)	30 (1.18)	14 (0.55)	36.5 (1.44)	67 (2.7)	18 (0.7)	51 (2.0)
F0602	131 (5.16)	58 (2.28)	30 (1.18)	14 (0.55)	36.5 (1.44)	67 (2.7)	18 (0.7)	51 (2.0)
F0603	150 (5.9)	58 (2.28)	30 (1.18)	14 (0.55)	36.5 (1.44)	67 (2.7)	18 (0.7)	51 (2.0)
F0604	169 (6.65)	58 (2.28)	30 (1.18)	14 (0.55)	36.5 (1.44)	67 (2.7)	18 (0.7)	51 (2.0)
F0851	130 (5.12)	85 (3.34)	40 (1.57)	19 (0.748)	46 (1.82)	82 (3.2)	18 (0.7)	63 (2.5)
F0852	159 (6.26)	85 (3.34)	40 (1.57)	19 (0.748)	46 (1.82)	82 (3.2)	18 (0.7)	63 (2.5)
F0853	188 (7.4)	85 (3.34)	40 (1.57)	19 (0.748)	46 (1.82)	82 (3.2)	18 (0.7)	63 (2.5)
F0854	217 (8.54)	85 (3.34)	40 (1.57)	19 (0.748)	46 (1.82)	82 (3.2)	18 (0.7)	63 (2.5)
F1101	142 (5.59)	110 (4.33)	50 (1.97)	24 (0.945)	48 (1.89)	94 (3.7)	20 (0.79)	75 (2.95)
F1102	173 (6.81)	110 (4.33)	50 (1.97)	24 (0.945)	48 (1.89)	94 (3.7)	20 (0.79)	75 (2.95)
F1103	204 (8.03)	110 (4.33)	50 (1.97)	24 (0.945)	48 (1.89)	94 (3.7)	20 (0.79)	75 (2.95)
F1104	235 (9.25)	110 (4.33)	50 (1.97)	24 (0.945)	48 (1.89)	94 (3.7)	20 (0.79)	75 (2.95)

### Notes:

- Additions including brakes, resolvers, rear shaft extensions, and seals will increase overall length
- Shaft extension includes motor face pilot
- Connectors, connector housings, and mounting flanges may increase overall envelope dimensions
- Nema and IEC mounting standards available
- Motor dimensions subject to change



MDM N-Series



MDM H-Series



MDM S-Series  
Stainless Steel

Sold & Serviced By:

 **ELECTROMATE**

Toll Free Phone (877) SERV098

Toll Free Fax (877) SERV099

[www.electromate.com](http://www.electromate.com)

[sales@electromate.com](mailto:sales@electromate.com)