


SERVO-TEK®

Specifications

Now Available In 100 Pulses and Dual Channel!

PM Series Encoder

low cost solution for measuring shaft speed/position



When mounted to any rotating shaft, the PM Series Encoder provides a single channel square wave output for speed/position control. The Encoder can be used to supply digital feedback for motor speed control and speed indication.

The small size of the PM Series Encoder makes it easy to use where space is limited. The **Screw Mount** design has a 10-32 threaded shaft that is **easy to mount**. Special mounting brackets and couplings are not required. The **Face Mount** design has three tapped mounting holes and a synchro groove.

Electrical Specifications

Input	
Voltage	5 VDC (Standard) 12 to 15 VDC Available
Current	16 Milliamperes
Regulation	± 10%
Output	
Wave shape	Square wave nominal
Rise time	Less than 20 Microseconds with built-in 10 kohm pullup, 0.5 Microseconds nominal with 1 kohm pullup
Current	Sink 16 Milliamperes @ 0.4 Volts
Pulses per revolution	1,2,5,10,12 Standard (up to 64 maximum)

Mechanical Specifications

Shaft speed	12000 RPM maximum
Rotation	Either direction
Threaded Shaft (Screw Mount)	10-32
Round Shaft (Face Mount)	.187 Diameter
Housing	Delrin (black)
Cable	3-conductor 22 AWG
Weight	2 oz.

Environmental

Operating temperature

-40°C to +80°C

Encoder Leads

Red: +VDC Input

White: Pulse Output

Black: Common

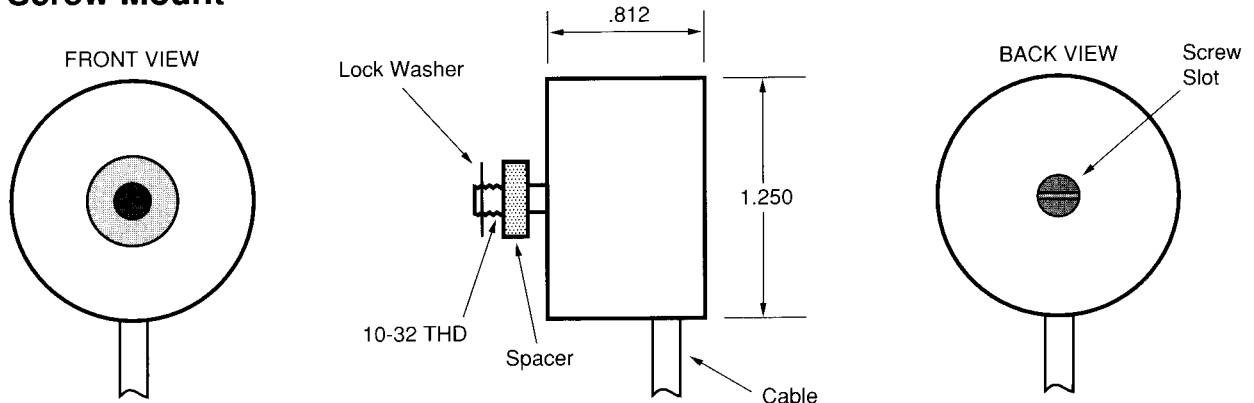
Complete Model Number

PMXX-YY-ZZ

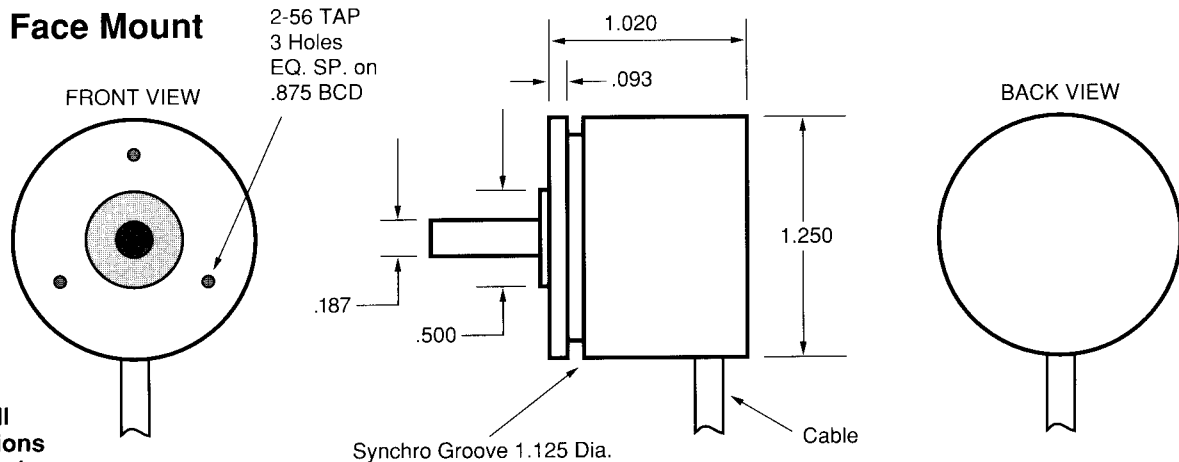
PM	X	X	YY	ZZ
Series	Mounting	Shaft Size	Pulses	Voltage, DC
	A = Screw	1 = 10-32	1,2,5,10,	5 (Standard)
	B = Face	2 = .187	12,60,64	12 to 15 Avail.

Outline Drawing (shown actual size)

Screw Mount



Face Mount



Note: All dimensions are in inches.

Sold & Serviced By:
ELECTROMATE

Toll Free Phone (877) SERV098
Toll Free Fax (877) SERV099
www.electromate.com
sales@electromate.com

SERVO-TEK[®]