



Temposonics®

Absolute, Non-contact Position Sensors

MH-Series
Model MXR
Product Focus



Model MXR Sensor

Robust linear-position sensing for off-highway equipment.

MXR Features and Benefits:

Rugged.

Versatile and rugged mechanical package designed to withstand the roughest off-highway applications up to 100g shock and 15g vibration levels.

Reliable.

Utilizing Temposonics® absolute, non-contact technology – a stable output can be provided under the harshest EMI conditions.

Repeatable.

Provides industry leading repeatability to support critical control functions.

External.

External mounting for new or retrofit designs.

M12 Connection System.

This IP69K connector system simplifies installation and eliminates miswiring, while providing sealing and protection from high pressure spray.

Flexible.

Capability to measure a range from 100 to 600 mm with multiple outputs including Analog and PWM.

MTS Sensors Division

MTS Sensors, a division of MTS Systems Corporation, is the global leader in the development and production of linear-position and liquid-level sensors. Based on MTS' Temposonics® technology, the Sensors Division is continually developing new ways to apply sensing technology to solve critical applications in a variety of markets worldwide. With facilities in the United States, Germany, Japan and China, MTS Sensors Division is an ISO 9001-2008 certified supplier committed to providing innovative sensing solutions.

Services and Support

MTS has a dedicated product support team who are experts with the off-highway market. Contact them today to review your application.

Two-year Warranty

The Model MXR sensor provides an industry leading warranty that covers the product for up to two years.

Sold & Serviced By:



Toll Free Phone (877) SERV098

Toll Free Fax (877) SERV099

www.electromate.com

sales@electromate.com

Sensor options

Output Style	Output Range	Measurement Range	Connection Type	Input Voltage
Voltage	0.1-4.9 V	109-250 mm (4 - 10 in.)	M12	5 V
PWM	Scaled over (50 - 500 Hz)	100 - 600 mm (4 - 24 in.)	M12	12/24 V
Voltage	0.5 - 4.5 V			
Current	4 - 20 mA			

*See configuration guide to determine orderable part number.

Sensor dimension references

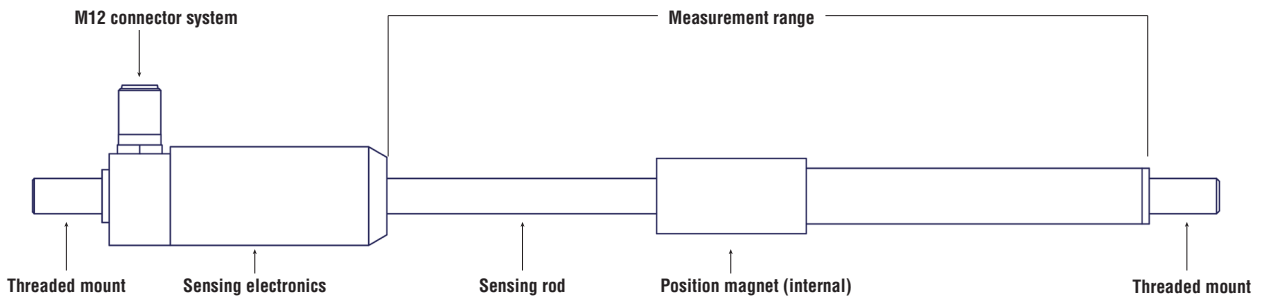


Figure 1. Model MXR rod-style sensor dimension reference

Accessories

Mounting accessories and the Analog/PWM tester may be ordered separately. Refer to the table below for ordering information.

Mounting accessories	Part no.	Optional accessories	Part no.
Spherical ball end	500035	Analog/PWM Tester	280618
Spherical stud end	500036		

