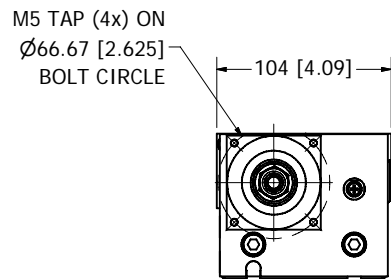
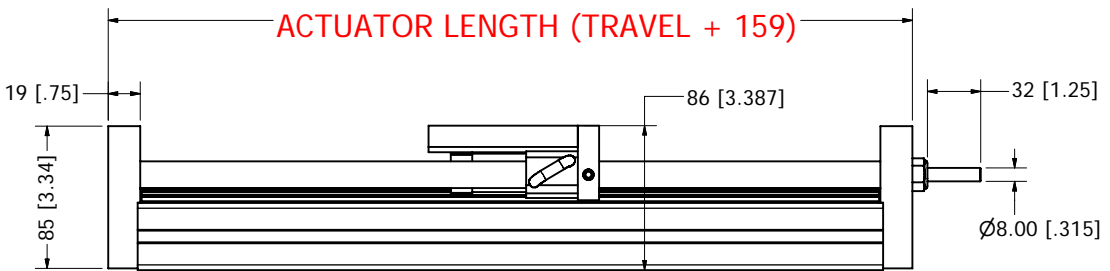
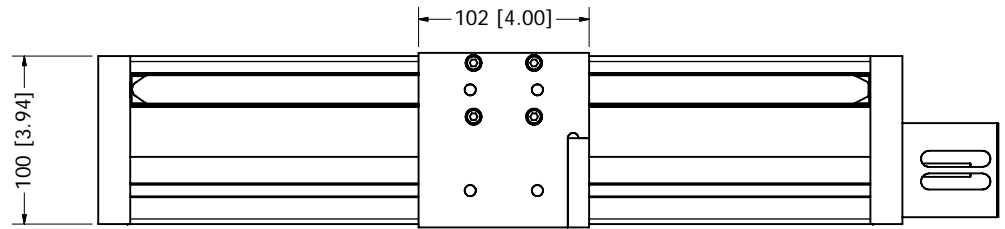
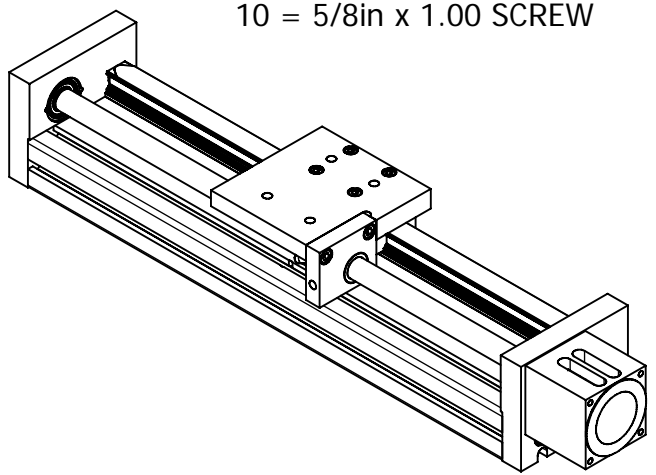


MSA - SRT - N - 00 -   -

STOCK TRAVEL	ACTUATOR LENGTH	TRAVEL
	00319	160
	00479	320
	00639	480
	00799	640
	CUSTOM TRAVEL	

*ENTER*  
ACTUATOR LENGTH [mm]  
*SPECIFY PITCH TYPE*  
02 = 5/8in x .200 SCREW  
05 = 5/8in x .500 SCREW  
10 = 5/8in x 1.00 SCREW



ACTUATOR LENGTH (TRAVEL + 159)

Sold & Serviced By:  
**ELECTROMATE**  
Toll Free Phone (877) SERV098  
Toll Free Fax (877) SERV099  
[www.electromate.com](http://www.electromate.com)  
[sales@electromate.com](mailto:sales@electromate.com)

APPROVED: \_\_\_\_\_  
DATE: \_\_\_\_\_

MATERIAL:  
FINISH:

 3RD ANGLE PROJECTION STD. RAW STOCK COMERL. TOL. APPLY BREAK ALL SHARP EDGES DIMENSIONAL LIMITS APPLY AFTER FINISH MACHINED TYP ALL SURFACES UNLESS OTHERWISE SPECIFIED ALL DIMENSIONS IN MILLIMETERS ALL DIMENSIONS IN [ ] ARE IN INCHES -TOLERANCES UNLESS SPECIFIED- ANGULAR 0°-30° FRACTIONAL ± 0.40 [1/64] DECIMAL 1 PLC ± 0.3 [0.01] DECIMAL 2 PLC ± 0.13 [0.005]	 MACRON DYNAMICS INC	THIS DRAWING IS THE PROPERTY OF MACRON DYNAMICS. ANY REPRODUCTIONS SHALL BE FOR QUOTATION, MANUFACTURING, OR PURCHASING PURPOSES ONLY. RELEASE OF DRAWINGS TO OTHER CONCERNS DOES NOT CONSTITUTE LICENSING IN ANY WAY. INFORMATION CONTAINED HEREIN IS PROPRIETARY AND CONFIDENTIAL.	
		DRAWN AB	DATE 4/1/2008
CHECKED LTM	APPROVED TC	DWG. NO. MSA-SRT	REV
		DO NOT SCALE DRAWING	

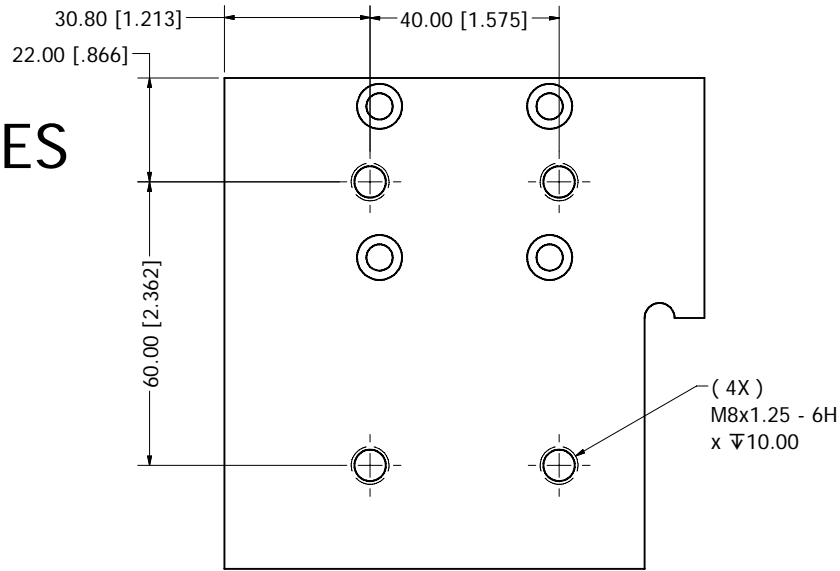
D  
C  
B  
A

D  
C  
B  
A

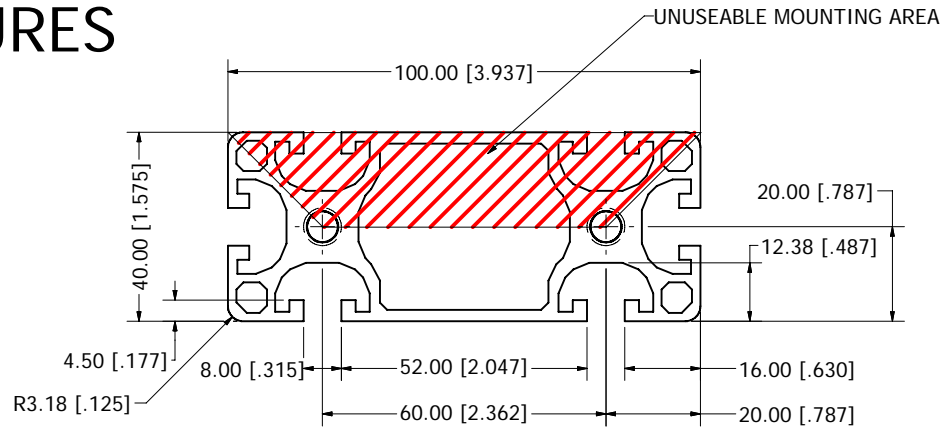
4 3 2 1

4 3 2 1

# CART TOP MOUNTING FEATURES



# SCREW TABLE BASE MOUNTING FEATURES



Sold & Serviced By:



Toll Free Phone (877) SERV098  
 Toll Free Fax (877) SERV099  
[www.electromate.com](http://www.electromate.com)  
[sales@electromate.com](mailto:sales@electromate.com)

MATERIAL:  
 FINISH:

<p>3RD ANGLE PROJECTION                  STD. RAW STOCK COMERL. TOL. APPLY                  BREAK ALL SHARP EDGES                  DIMENSIONAL LIMITS APPLY AFTER FINISH                  MACHINED <math>\forall</math> TYP ALL SURFACES                  UNLESS OTHERWISE SPECIFIED ALL                  DIMENSIONS IN MILLIMETERS                  ALL DIMENSIONS IN [ ] ARE IN INCHES                  -TOLERANCES UNLESS SPECIFIED-                  ANGULAR 0°-30°                  FRACTIONAL <math>\pm</math> 0.40 [1/64]                  DECIMAL 1 PLC <math>\pm</math> 0.3 [0.01]                  DECIMAL 2 PLC <math>\pm</math> 0.13 [0.005]</p>	
<p>MACRON DYNAMICS INC</p>	
DRAWN AB	DATE 4/1/2008
CHECKED LTM	APPROVED TC

THIS DRAWING IS THE PROPERTY OF MACRON DYNAMICS.  
 ANY REPRODUCTIONS SHALL BE FOR QUOTATION,  
 MANUFACTURING, OR PURCHASING PURPOSES ONLY.  
 RELEASE OF DRAWINGS TO OTHER CONCERNS DOES NOT  
 CONSTITUTE LICENSING IN ANY WAY. INFORMATION  
 CONTAINED HEREIN IS PROPRIETARY AND CONFIDENTIAL.

TITLE  
**MACRON SINGLE RAIL**

DWG. NO.  
**MSA-SRT**

DO NOT SCALE DRAWING

REV

SHEET 2 OF 9