
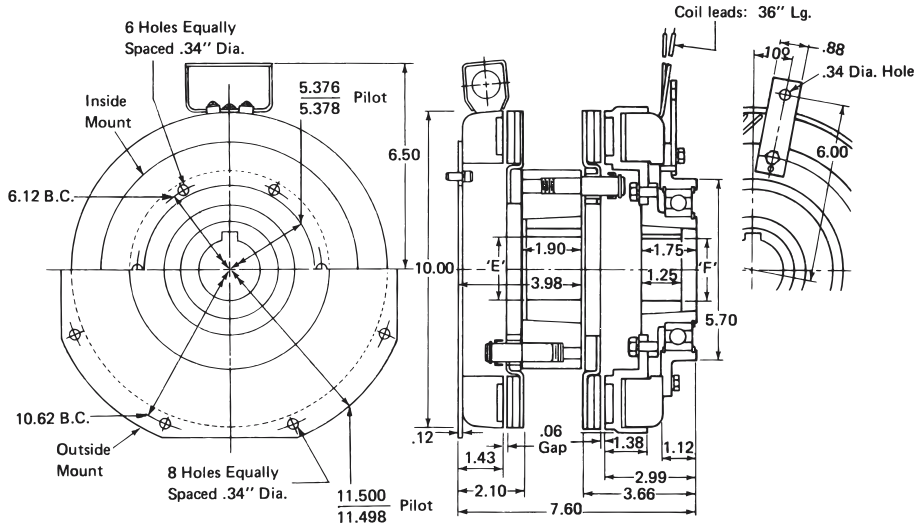


Clutch-Brake Coupling

Model
● 310



- ▶ Stationary Field
- ▶ Bearing Mounted
- ▶ Pin Drive



Technical Data and Torque (In. Lb.)

Model No.	Wt. Lbs.	Static Torque in. lb.	Max. Speed RPM	Coil Voltage vdc	* Rated Current amps	RPM							
						0	300	600	900	1200	1500	1800	2400
310	65.0	3600	2400	90	.60	3600	3144	2616	2088	1788	1596	1416	1044

* Rated current at 90v.

Customer must maintain:

1. Concentricity between mounting flange and shaft within .010.
2. Perpendicularity between mounting surface and shaft within .010.

Refer to Section M for torque and heat dissipation curves.

Bushing 2517

Bore "E"		Keyway	Part No.
1/2"	.500	.125 x .062	326039 - 1
9/16"	.562	.125 x .062	326039 - 2
5/8"	.625	.187 x .093	326039 - 3
11/16"	.687	.187 x .093	326039 - 4
3/4"	.750	.187 x .093	326039 - 5
13/16"	.812	.187 x .093	326039 - 6
7/8"	.875	.187 x .093	326039 - 7
15/16"	.937	.250 x .125	326039 - 8
1"	1.000	.250 x .125	326039 - 9
1-1/16"	1.062	.250 x .125	326039 - 10
1-1/8"	1.125	.250 x .125	326039 - 11
1-3/16"	1.187	.250 x .125	326039 - 12
1-1/4"	1.250	.250 x .125	326039 - 13
1-5/16"	1.312	.312 x .156	326039 - 14
1-3/8"	1.375	.312 x .156	326039 - 15
1-7/16"	1.437	.375 x .187	326039 - 16
1-1/2"	1.500	.375 x .187	326039 - 17
1-9/16"	1.562	.375 x .187	326039 - 18
1-5/8"	1.625	.375 x .187	326039 - 19
1-11/16"	1.687	.375 x .187	326039 - 20
1-3/4"	1.750	.375 x .187	326039 - 21
1-13/16"	1.812	.500 x .250	326039 - 22
1-7/8"	1.875	.500 x .250	326039 - 23
1-15/16"	1.937	.500 x .250	326039 - 24
2"	2.000	.500 x .250	326039 - 25
2-1/16"	2.062	.500 x .250	326039 - 26
2-1/8"	2.125	.500 x .250	326039 - 27
2-3/16"	2.187	.500 x .250	326039 - 28
2-1/4"	2.250	.500 x .250	326039 - 29
2-5/16"	2.312	.625 x .187	326039 - 30
2-3/8"	2.375	.625 x .187	326039 - 31
2-7/16"	2.437	.625 x .187	326039 - 32
2-1/2"	2.500	.625 x .187	326039 - 33

Bushing 2012

Bore "F"		Keyway	Part No.
1/2"	.500	.125 x .062	326167 - 8
9/16"	.562	.125 x .062	326167 - 9
5/8"	.625	.187 x .093	326167 - 10
11/16"	.687	.187 x .093	326167 - 11
3/4"	.750	.187 x .093	326167 - 12
13/16"	.812	.187 x .093	326167 - 13
7/8"	.875	.187 x .093	326167 - 14
15/16"	.937	.250 x .125	326167 - 15
1"	1.000	.250 x .125	326167 - 16
1-1/16"	1.062	.250 x .125	326167 - 17
1-1/8"	1.125	.250 x .125	326167 - 18
1-3/16"	1.187	.250 x .125	326167 - 19
1-1/4"	1.250	.250 x .125	326167 - 7
1-5/16"	1.312	.312 x .156	326167 - 20
1-3/8"	1.375	.312 x .156	326167 - 6
1-7/16"	1.437	.375 x .187	326167 - 21
1-1/2"	1.500	.375 x .187	326167 - 1
1-9/16"	1.562	.375 x .187	326167 - 22
1-5/8"	1.625	.375 x .187	326167 - 2
1-11/16"	1.687	.375 x .187	326167 - 23
1-3/4"	1.750	.375 x .187	326167 - 3
1-13/16"	1.812	.500 x .250	326167 - 24
1-7/8"	1.875	.500 x .250	326167 - 4
1-15/16"	1.937	.500 x .187	326167 - 25
2"	2.000	.500 x .187	326167 - 5

Order Parts for Assembly No. FC310166 and FC310167

	Magnet Accessory	Armature Plate Assembly	Armature Hub	Magnet	Bearing Mounted Rotor & Field	(2517) Taper Bushing	(2012) Taper Bushing	FC310166		Ajusto-gap® Accessory
								Mounting Plate w/accy		
								Inside Mount	Outside Mount	
24 Volts	326078	310380	310450	310373	310773	326039-XX	326167-XX	310481	310491	326075
90 Volts	326078	310380	310450	310374	310774	326039-XX	326167-XX	310481	310491	326075

To order, specify: 1, Mounting Plate w/Accessory for either Inside Mount or Outside Mount

1, Magnet Accessory

2, Armature Plate Assemblies

1, Magnet of required Voltage

1, Taper Bushing (2517) of required Bore size

2, Ajusto-gap® Accessories

1, Armature Hub Assembly

1, Bearing Mounted Rotor & Field of required Voltage

1, Taper Bushing (2012) of required Bore size

Sold & Serviced By:

ELECTROMATE

Toll Free Phone (877) SERV098

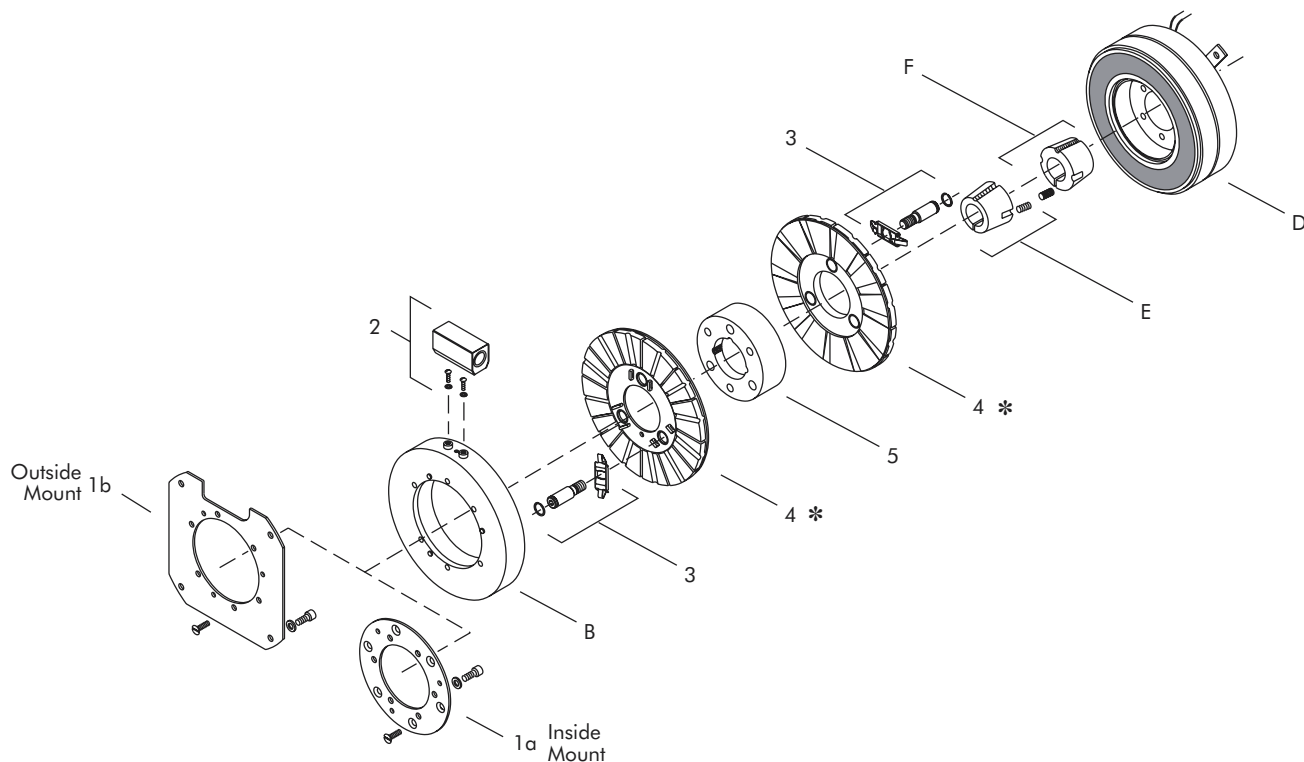
Toll Free Fax (877) SERV099

www.electromate.com

sales@electromate.com

For controls, see Section K.

Clutch-Brake Coupling – Replacement Parts



Replacement Parts

Item	Qty.	Description	Part No.	Item	Qty.	Description	Part No.
1	1	Mounting Plate w/Accessory		D	1	Bearing Mounted Rotor & Field	
1a		Inside Mount	310481			24 Volts	310773
1b		Outside Mount	310491			90 Volts	310774
2	1	Brake Magnet Accessory	326078	E	1	Taper Bushing (2517)	326039-XX
3	2	Ajusto-gap® Accessory	326075	F	1	Taper Bushing (2012)	326167-XX
4	2	Armature Plate Assembly	310380				
5	1	Armature Hub	310450				
B	1	Magnet					
		24 Volts	310373				
		90 Volts	310374				

* Current design armatures are solid.

Sold & Serviced By:
 **ELECTROMATE**

Toll Free Phone (877) SERV098
 Toll Free Fax (877) SERV099
www.electromate.com
sales@electromate.com