




HepcoMotion®

HTS
telescopic ball
bearing slides

Sold & Serviced By:

 **ELECTROMATE**

Toll Free Phone (877) SERV098

Toll Free Fax (877) SERV099

www.electromate.com

sales@electromate.com

HEPCO®

Contents

Introducing the HepcoMotion® HTS

Feature and Benefits _____ 1

CONSTRUCTION _____ 2

EXPLANATION OF TERMS

Load Rating _____ 2

Load Rating and Duty Cycle _____ 2

Safety _____ 2

Travel (Extension) _____ 3

Linear Motion _____ 3

Lever Disconnect _____ 3

Lock-out _____ 3

Retaining Spring _____ 3

Guide Bar _____ 3

RECOMMENDED APPLICATIONS _____ 3

STANDARD MATERIAL SPECIFICATIONS _____ 3

ORDERING INFORMATION _____ 3

MOUNTING _____ 4

CUSTOMIZED SLIDES _____ 4

FEATURE REFERENCE TABLE _____ 5

SLIDE SERIES

Super Slim _____ 6-10

Medium Light _____ 11-16

Medium _____ 17-23

Compact _____ 24-29

Heavy duty _____ 30-35

Sold & Serviced By:



Toll Free Phone (877) SERV098

Toll Free Fax (877) SERV099

www.electromate.com

sales@electromate.com

Introducing the HepcoMotion®

HTS Hepco Telescopic Ball Bearings Slides

Hepco telescopic ball bearing slides are manufactured under strict quality control conditions backed by ISO 9002 certification using the highest quality materials and up to date manufacturing processes. These high quality slides are quiet, rigid under extended loads and due to the superior construction offer excellent smooth motion and low friction characteristics across the complete travel length.



A reference table showing the complete range can be seen on page 5, each series having specific cross section and load carrying characteristics from Super Slim lightweight versions to Heavy Duty Units to carry 280kg

Deliveries across the whole range are highly competitive but for maximum convenience we do stock the more popular series slides and these are highlighted in the catalogue as **STOCK SERIES**. This standard range of precision slides are used in in all sectors of industry from one off installations to volume series requirements.

Any quantity can be supplied whether one pair or a thousand pairs HTS is a highly competitive solution for you telescopic slide requirements.

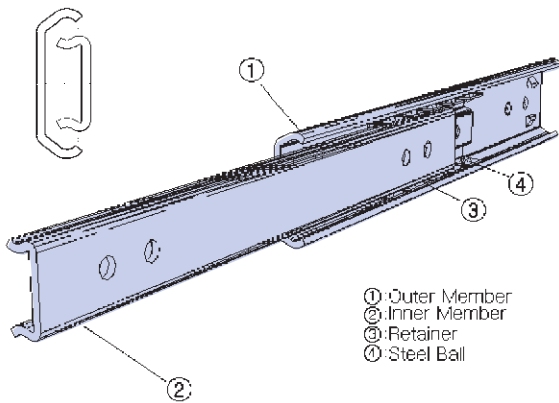
Features and Benefits

- 5 basic ranges from light loads to heavy duty
- Range of options available, lock out, disconnect etc.
- Specific ranges available from stock
- Rigid member recirculating ball bearing slide structure maintains smooth motion over entire travel
- High static capacity from rigid structure with minimal deflection
- Quality cold rolled steel members with slotted mounting holes for quick installation
- Exceptional accuracy from precision pressed slide rails
- 3 member slide series for higher capacity in narrow space

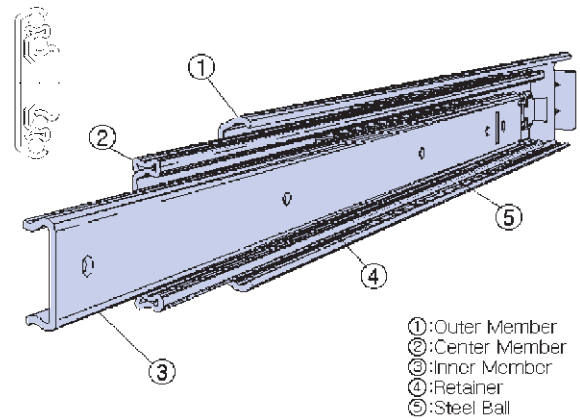
Sold & Serviced By:
ELECTROMATE
Toll Free Phone (877) SERV098
Toll Free Fax (877) SERV099
www.electromate.com
sales@electromate.com

Construction

• 2 Member Slide



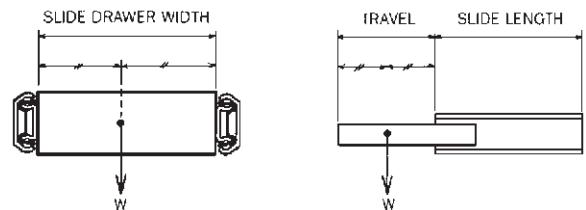
• 3 Member Slide



Explanation of terms

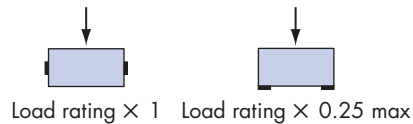
Load rating

Load rating is the maximum recommended load for a pair of slides. Slides are side-mounted and based on a 10,000 cycle dynamic test. This test is based on the centre of gravity of the load being in the mid-point of the complete open travel and in the middle of the drawer (drawer width is 400 mm). For drawer widths in excess of 400mm please contact our technical department.



Load rating & duty cycle

Load rating and duty cycle are closely related. Load rating should be looked at in conjunction with the number of cycles i.e. high duty cycle will result in a reduction of the load rating by the factors shown in the table. Also, under-mounting or bottom mounting of slides is not recommended because this will greatly reduce the load rating to approximately 1/4 the standard load rating.



Duty cycle	Recommended rating
10,000 ×	load rating × 1
50,000 ×	load rating × 0.8
100,000 ×	load rating × 0.7
500,000 ×	load rating × 0.5
1,000,000 ×	load rating × 0.2

Safety

Hepco test slides to withstand a static load 2 times the standard load rating at full travel (open position). Also, slides are designed to withstand a static load 4 to 5 times the standard load rating in the closed position.

Explanation of terms cont.

Travel (Extension)

3/4 Travel - slide extends approximately 3/4 of the total slide length, for applications not requiring complete access to drawer/components.

Over Travel - slide extends further than the length of the slide allowing total and easy access to the drawer/components, often a convenient feature.

Both Side Travel - slide is able to extend in either direction allowing access to drawer or components from either side of the cabinet.

Linear Motion - contains an inner moving member which movement is restricted to within the slide.

Lever Disconnect - Actuate the latch and the drawer can be removed from the main unit.

Lock-Out - Locks the slide in the open position preventing accidental closure and can be released when actuated by the latch.

Retaining Spring - Locks the center member of a three member slide in the open position preventing accidental closure and can be released when actuated by the latch.

Guide Bar - Allows easy reassembly of disconnected drawer.

Recommended Applications

- IT appliances & equipment
- Automation equipment, instruments, facilities
- Medical equipment
- Office automation equipment
- Fire appliance equipment & facilities
- Measuring equipment
- Other industrial precision equipment
- Banking equipment

Standard Material Specifications

- Slide members & ball retainers : Cold rolled steel
- For high consistency, we only use centercut cold rolled steel
- Ball bearings : High carbon steel
- Finish : Bright electro zinc plate
- Lubricant : Hi-Lo temperature grease
- Temperature range : -40F(-4C)to+130F(+55C)

Ordering Information

Telescopic Ball Bearing Slides are generally used in pairs however catalogue part numbers relate to an individual Slide and are priced accordingly.

Sold & Serviced By:

 **ELECTROMATE**

Toll Free Phone (877) SERV098

Toll Free Fax (877) SERV099

www.electromate.com

sales@electromate.com

Mounting

To achieve smooth running;

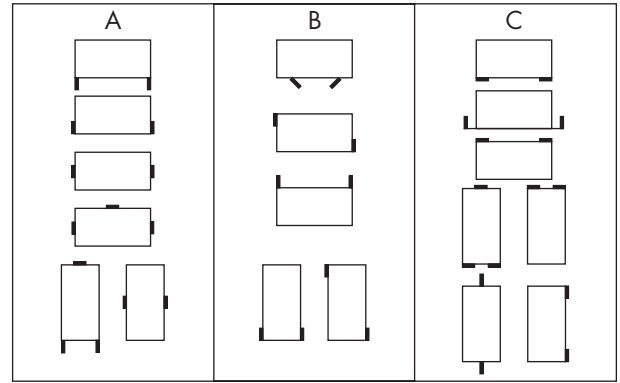
- Maintain parallelism between rails
- Secure balance by drawing in and out with 5–6Kg weight load before fixing.

Examples of mounting

A : Recommended

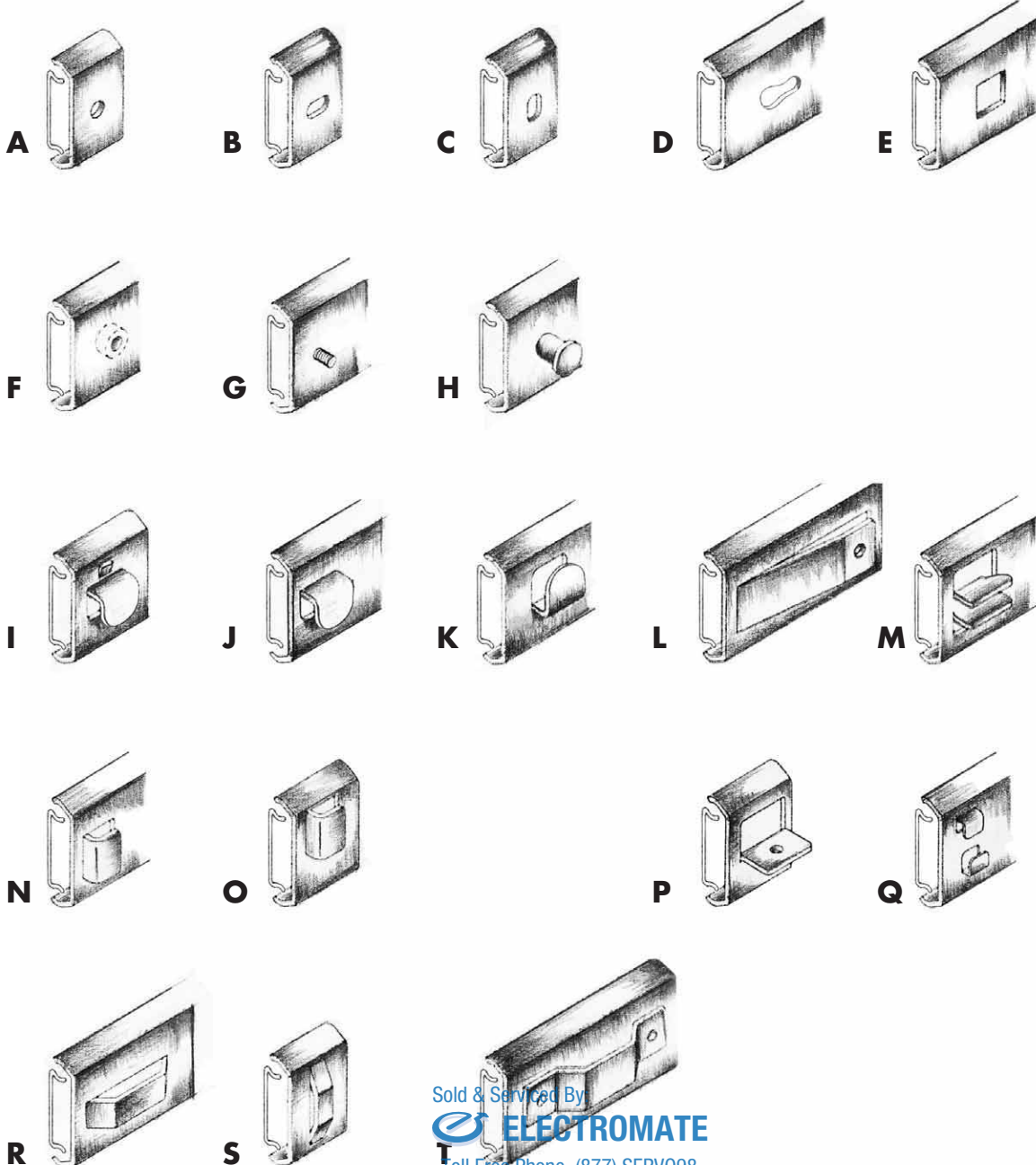
B : Not Recommended, but usable

C : Not Recommended



Customized Slides

- Provide the solution to your suspension or movement requirements as shown below.
- The following are only some of the ways Slide rails can be customized to suit your application. Please contact our technical department for further information.

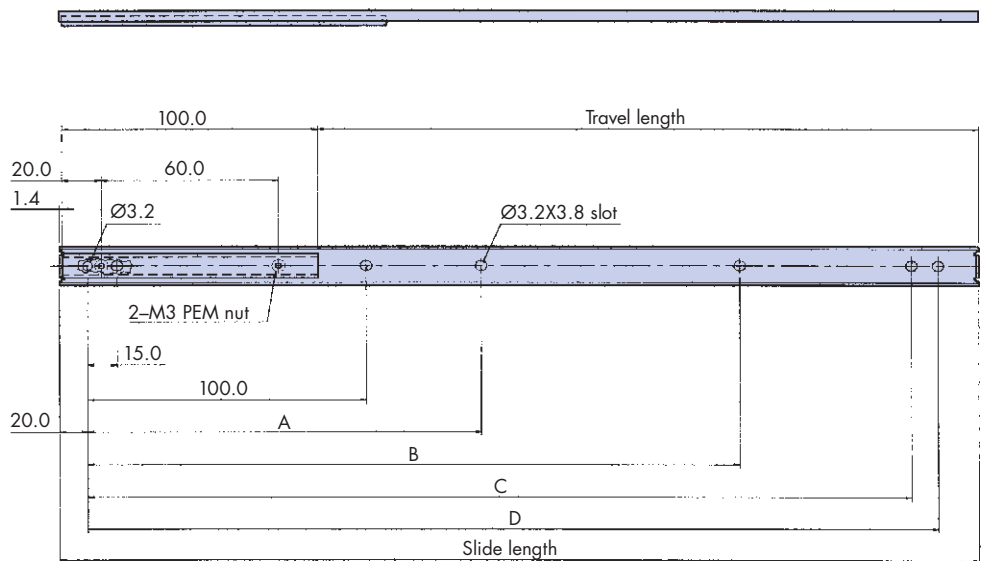
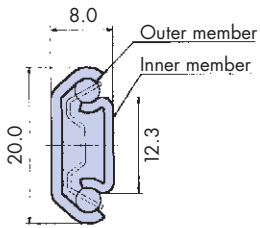



Sold & Serviced By
ELECTROMATE
 Toll Free Phone (877) SERV098
 Toll Free Fax (877) SERV099
www.electromate.com
sales@electromate.com

TS-2011 LINEAR MOTION SLIDE

Model TS-2011

- Linear motion
- Load rating (per pair)
20kg at min travel
15kg at max travel
- #4(M3) pan head screw
- Non-disconnect



Part number	Slide length	Travel length	Hole length mm				Slide weight kg/pair
			A	B	C	D	
TS-2011-200	200.0	97.0	-	-	145.0	160.0	0.27
TS-2011-250	250.0	147.0	-	-	195.0	210.0	0.36
TS-2011-300	300.0	197.0	-	160.0	245.0	260.0	0.44
TS-2011-350	350.0	247.0	-	210.0	295.0	310.0	0.53
TS-2011-400	400.0	297.0	-	260.0	345.0	360.0	0.61
TS-2011-450	450.0	347.0	205.0	310.0	395.0	410.0	0.69
TS-2011-500	500.0	397.0	230.0	360.0	445.0	460.0	0.79

Sold & Serviced By:



Toll Free Phone (877) SERV098

Toll Free Fax (877) SERV099

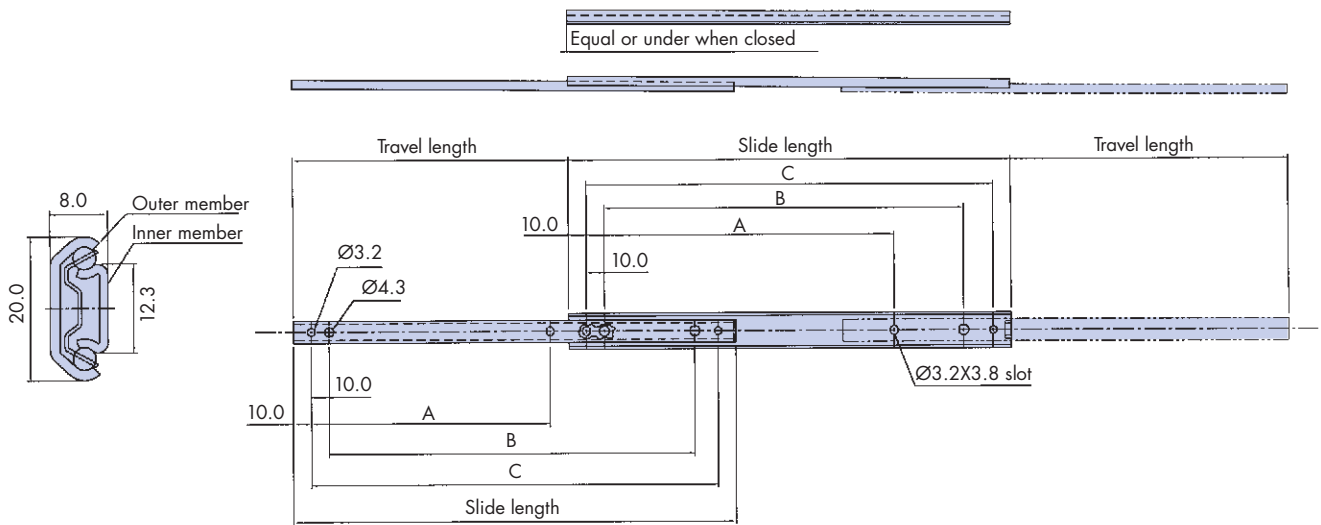
www.electromate.com

sales@electromate.com

TS-2020 DISCONNECT BOTH SIDE TRAVEL SLIDE

Model TS-2020

- Both side travel
- Load rating (per pair)
20kg at min travel
15kg at max travel
- #4(M3) pan head screw
- Disconnect



Part number	Slide length	Travel length	Hole length mm			Slide weight kg/pair
			A	B	C	
TS-2020-70	70.0	15.0	-	30.0	50.0	0.16
TS-2020-100	100.0	25.0	-	60.0	80.0	0.18
TS-2020-150	150.0	45.0	-	110.0	130.0	0.20
TS-2020-200	200.0	75.0	90	160.0	180.0	0.27

Sold & Serviced By:



Toll Free Phone (877) SERV098

Toll Free Fax (877) SERV099

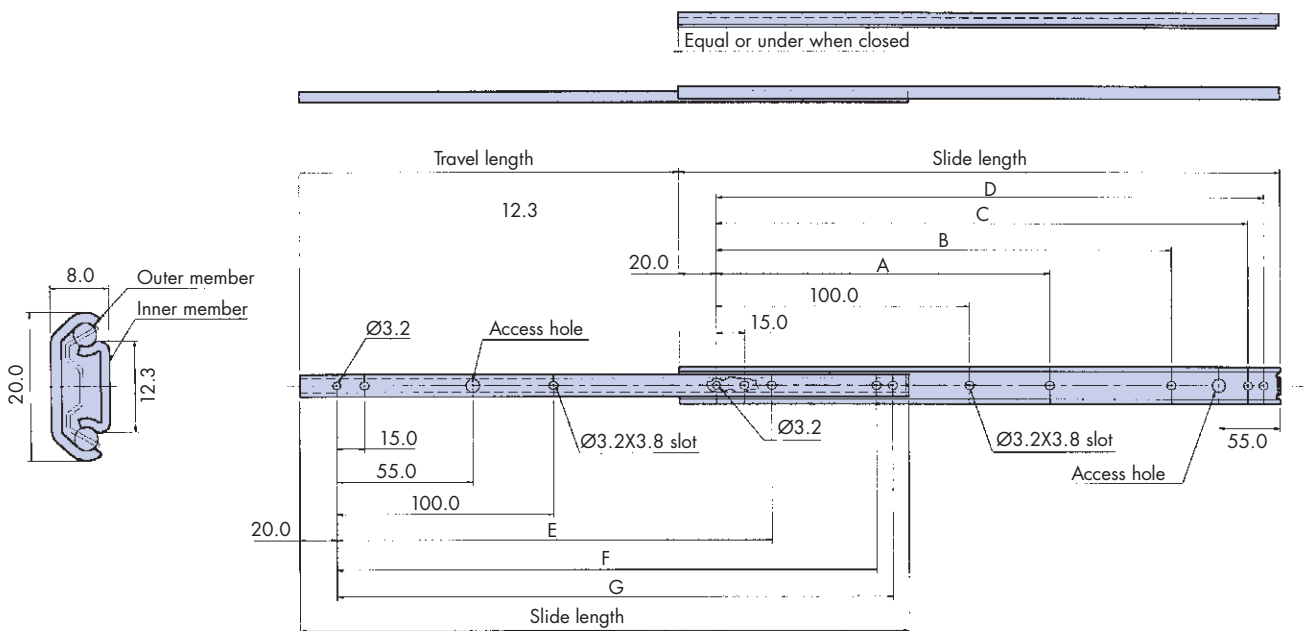
www.electromate.com

sales@electromate.com

TS-2021 3/4 TRAVEL SLIDE

Model TS-2021

- 3/4 travel
- Load rating (per pair)
20kg at min travel
15kg at max travel
- #4(M3) pan head screw
- Non-disconnect



Part number	Slide length	Travel length	Hole length mm							Slide weight kg/pair
			A	B	C	D	E	F	G	
TS-2021-200	200.0	134.0	-	-	145.0	160.0	-	145.0	160.0	0.27
TS-2021-250	250.0	184.0	-	-	195.0	210.0	150.0	195.0	210.0	0.36
TS-2021-300	300.0	224.0	-	160.0	245.0	260.0	190.0	245.0	260.0	0.44
TS-2021-350	350.0	244.0	-	210.0	295.0	310.0	225.0	295.0	310.0	0.53
TS-2021-400	400.0	294.0	-	260.0	345.0	360.0	265.0	345.0	360.0	0.61
TS-2021-450	450.0	334.0	205.0	310.0	395.0	410.0	300.0	395.0	410.0	0.69
TS-2021-500	500.0	384.0	230.0	360.0	445.0	460.0	337.0	445.0	460.0	0.79

Sold & Serviced By:



Toll Free Phone (877) SERV098

Toll Free Fax (877) SERV099

www.electromate.com

sales@electromate.com

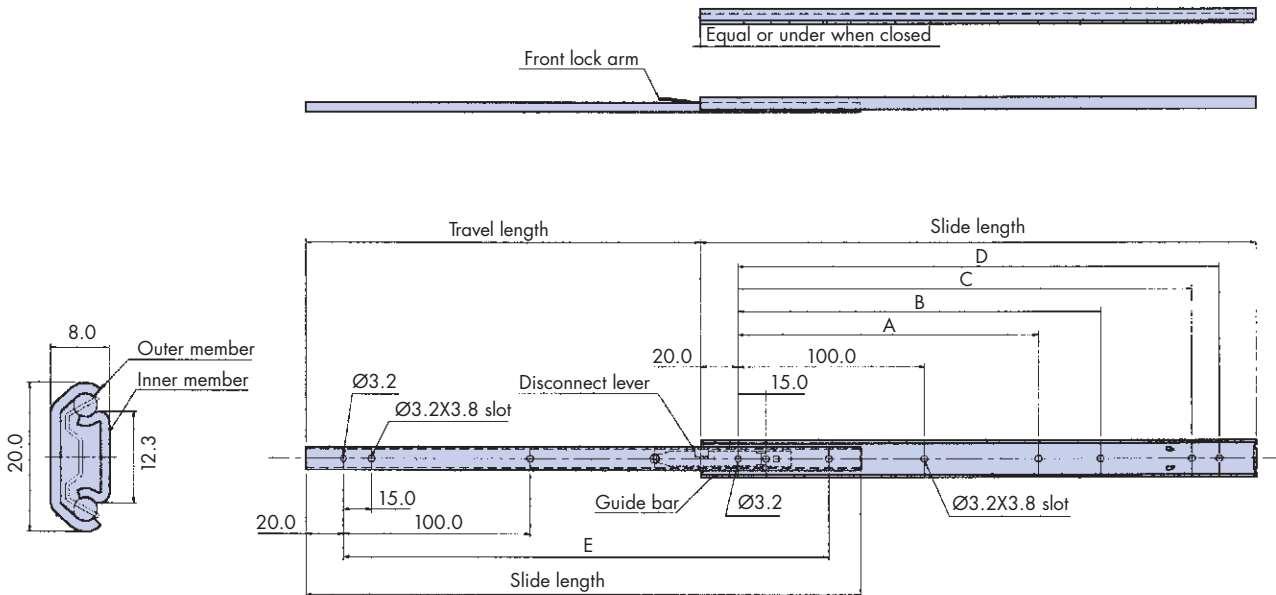

TS-2025 LEVER DISCONNECT LOCK OUT 3/4 TRAVEL SLIDE

Model TS-2025

- 3/4 travel
- Load rating (per pair)
20kg at min travel
15kg at max travel
- #4(M3) pan head screw
- Lever-Disconnect / Lock out

Model TS-2024

- 2024 version has no lock out



Part number	Slide length	Travel length	Hole length mm					Slide weight kg/pair
			A	B	C	D	E	
TS-2025-200 TS-2024-200	200.0	121.3	-	-	145.0	160.0	160.0	0.28
TS-2025-250 TS-2024-250	250.0	171.3	-	-	195.0	210.0	210.0	0.37
TS-2025-300 TS-2024-300	300.0	211.3	-	160.0	245.0	260.0	260.0	0.45
TS-2025-350 TS-2024-350	350.0	231.3	-	210.0	295.0	310.0	310.0	0.54
TS-2025-400 TS-2024-400	400.0	281.3	-	260.0	345.0	360.0	360.0	0.62
TS-2025-450 TS-2024-450	450.0	321.3	205.0	310.0	395.0	410.0	410.0	0.70
TS-2025-500 TS-2024-500	500.0	371.3	230.0	360.0	445.0	460.0	460.0	0.80

Sold & Serviced By:



Toll Free Phone (877) SERV098

Toll Free Fax (877) SERV099

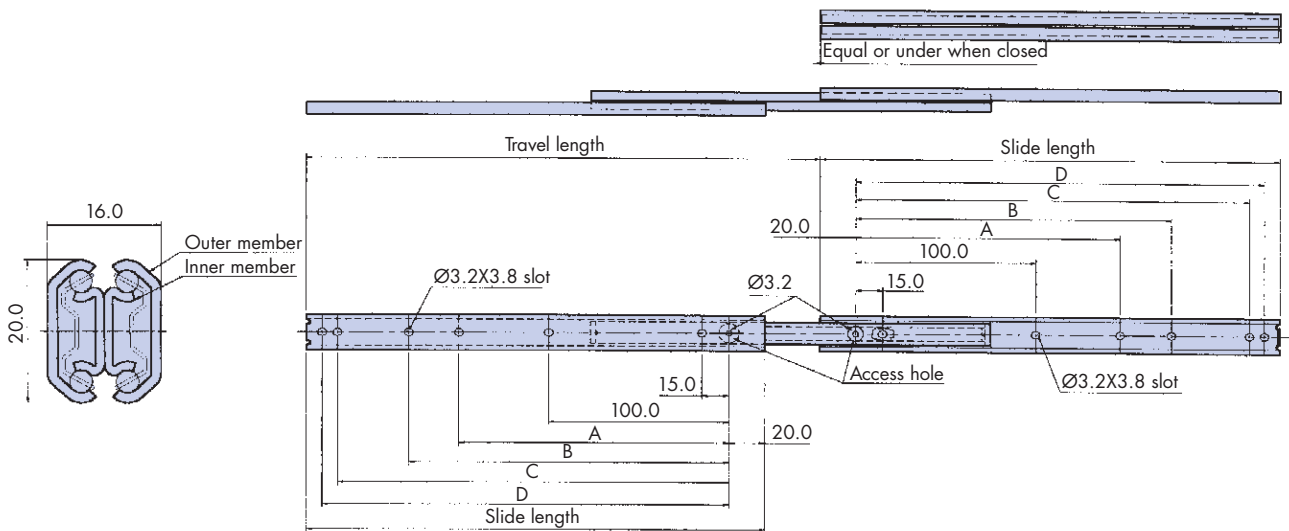
www.electromate.com

sales@electromate.com

TS-2031 OVER TRAVEL SLIDE

Model TS-2031

- Over travel
- Load rating (per pair)
20kg at min travel
15kg at max travel
- #4(M3) pan head screw
- Non-disconnect



Part number	Slide length	Travel length	Hole length mm				Slide weight kg/pair
			A	B	C	D	
TS-2031-200	200.0	229.0	-	-	145.0	160.0	0.60
TS-2031-250	250.0	269.0	-	-	195.0	210.0	0.70
TS-2031-300	300.0	329.0	-	160.0	245.0	260.0	0.93
TS-2031-350	350.0	369.0	-	210.0	295.0	310.0	1.10
TS-2031-400	400.0	429.0	-	260.0	345.0	360.0	1.26
TS-2031-450	450.0	469.0	205.0	310.0	395.0	410.0	1.43
TS-2031-500	500.0	529.0	230.0	360.0	445.0	460.0	1.60

Sold & Serviced By:



Toll Free Phone (877) SERV098

Toll Free Fax (877) SERV099

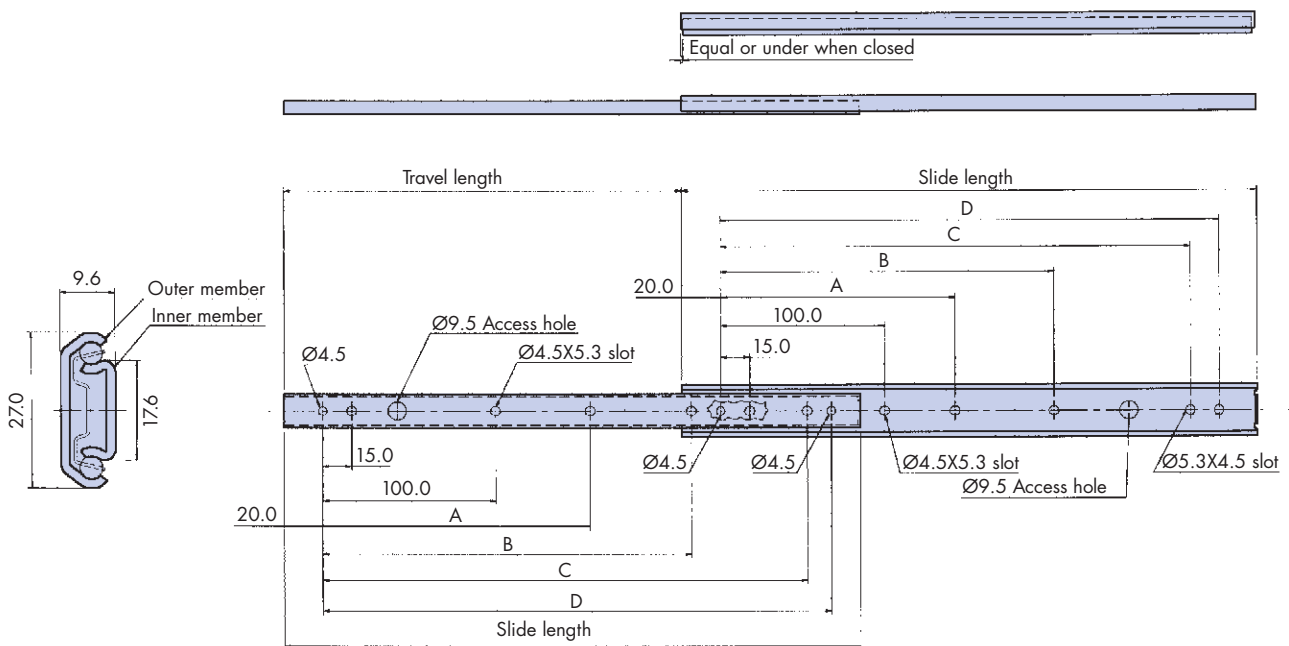
www.electromate.com

sales@electromate.com

TS-U270 3/4 TRAVEL SLIDE (ALL STAINLESS STEEL)

Model TS-U270

- 3/4 travel
- Load rating (per pair)
29–38kg (see table)
- #8(M4) pan head screw
- Non-disconnect



Part number	Slide length	Travel length	Hole length mm				Load Rating kg/pair	Slide weight kg/pair
			A	B	C	D		
TS-U270-200	200.0	134.3	–	–	145.0	160.0	38	0.55
TS-U270-250	250.0	171.6	–	150.0	195.0	210.0	37	0.60
TS-U270-300	300.0	221.6	–	190.0	245.0	260.0	35	0.65
TS-U270-350	350.0	258.9	–	225.0	295.0	310.0	33	0.75
TS-U270-400	400.0	296.2	–	265.0	345.0	360.0	32	0.86
TS-U270-450	450.0	333.5	205.0	300.0	395.0	410.0	30	0.96
TS-U270-500	500.0	370.8	230.0	337.0	445.0	460.0	29	1.07

Sold & Serviced By:



Toll Free Phone (877) SERV098

Toll Free Fax (877) SERV099

www.electromate.com

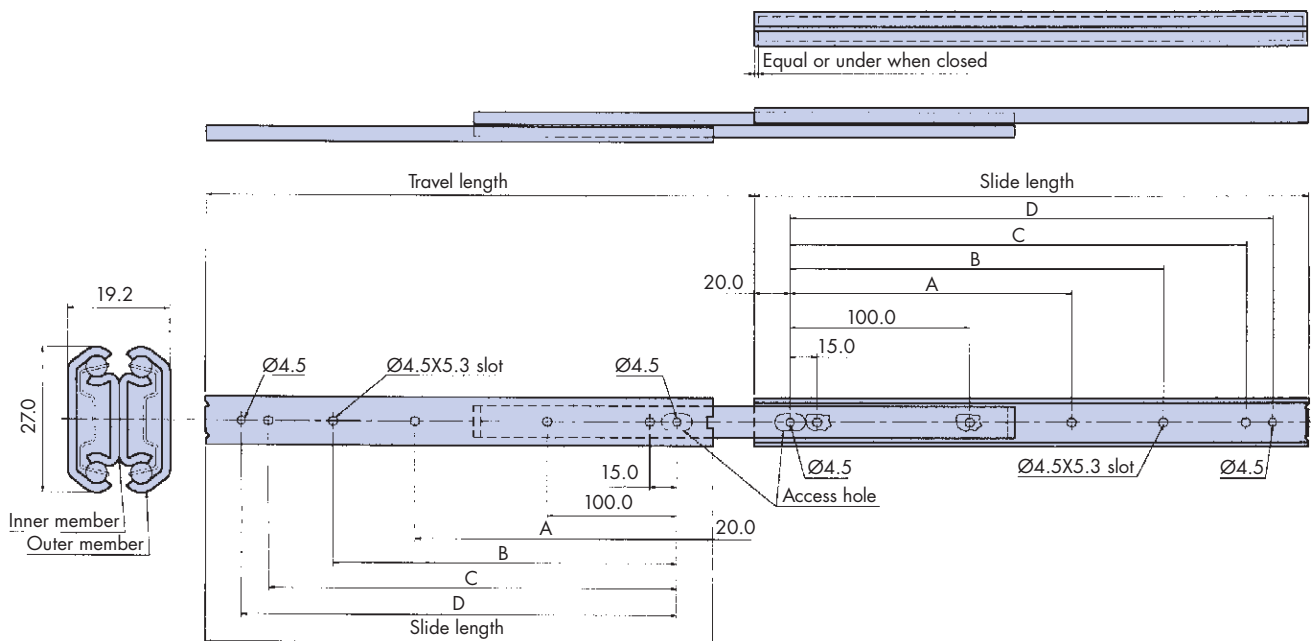
sales@electromate.com

TS-U273 OVER TRAVEL SLIDE (ALL STAINLESS STEEL)

Model TS-U273

- Over travel
- Load rating (per pair)
35–47kg (see table)
- #8(M4) pan head screw
- Non-disconnect

STOCK SERIES



Part number	Slide length	Travel length	Hole length mm				Load Rating kg/pair	Slide weight kg/pair
			A	B	C	D		
TS-U273-200	200.0	217.8	–	–	145.0	160.0	47	0.8
TS-U273-250	250.0	267.0	–	150.0	195.0	210.0	46	1.0
TS-U273-300	300.0	316.2	–	190.0	245.0	260.0	44	1.2
TS-U273-350	350.0	365.4	–	225.0	295.0	310.0	42	1.4
TS-U273-400	400.0	414.6	–	265.0	345.0	360.0	40	1.5
TS-U273-450	450.0	463.8	205.0	300.0	395.0	410.0	37	1.7
TS-U273-500	500.0	513.0	230.0	337.0	445.0	460.0	35	1.9

Sold & Serviced By:

 **ELECTROMATE**

Toll Free Phone (877) SERV098

Toll Free Fax (877) SERV099

www.electromate.com

sales@electromate.com

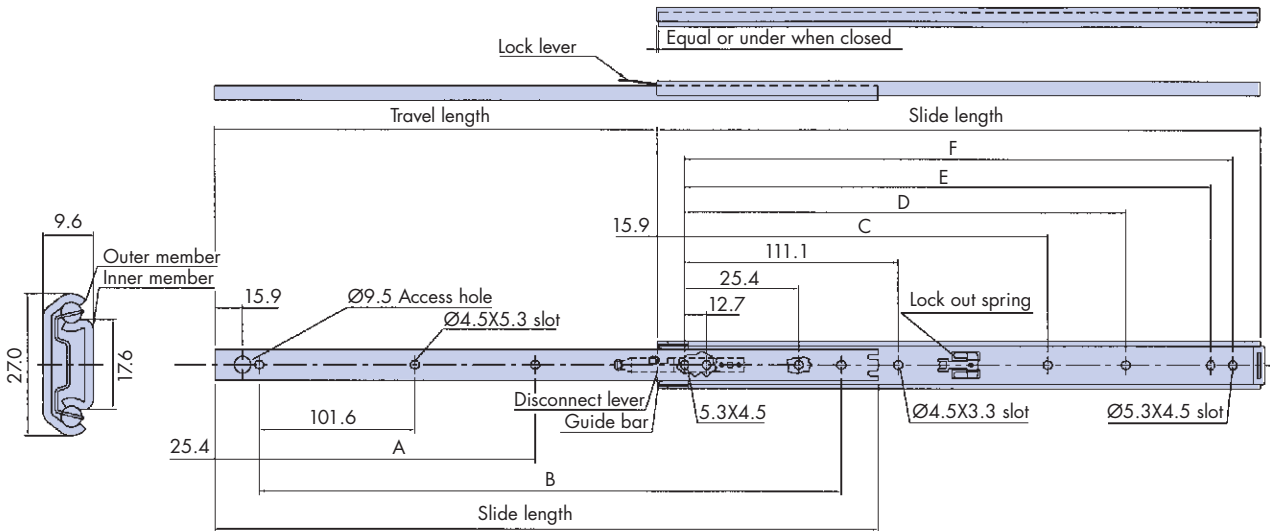
TS-2725 LEVER DISCONNECT LOCK OUT 3/4 TRAVEL SLIDE

Model TS-2725

- 3/4 travel
- Load rating (per pair)
20–30kg (see table)
- #8(M4) pan head screw
- Lever-disconnect / Lock-out

Model TS-2724

- TS-2724 version has no lock out feature



Part number	Slide length	Travel length	Hole length mm						Load Rating kg/pair	Slide weight kg/pair
			A	B	C	D	E	F		
TS-2725-12 TS-2724-12	304.8	203.0	-	254.0	-	149.2	260.3	273.0	30	0.60
TS-2725-14 TS-2724-14	355.6	254.4	-	304.8	-	200.0	311.1	323.8	29	0.70
TS-2725-16 TS-2724-16	406.4	305.2	-	355.6	-	250.8	361.9	374.6	28	0.81
TS-2725-18 TS-2724-18	457.2	330.6	203.2	406.4	212.7	301.6	412.7	425.4	27	0.91
TS-2725-20 TS-2724-20	508.0	381.4	228.6	457.2	238.1	352.4	463.5	476.2	25	1.02
TS-2725-22 TS-2724-22	558.8	406.4	254.0	508.0	263.5	403.2	514.3	527.0	24	1.12
TS-2725-24 TS-2724-24	609.6	432.2	279.4	558.8	228.9	454.0	565.1	577.8	22	1.24
TS-2725-26 TS-2724-26	660.4	483.0	304.8	609.6	314.3	504.8	615.9	628.6	21	1.34
TS-2725-28 TS-2724-28	711.2	508.0	330.2	660.4	339.7	555.6	666.7	679.4	20	1.44

Sold & Serviced By:

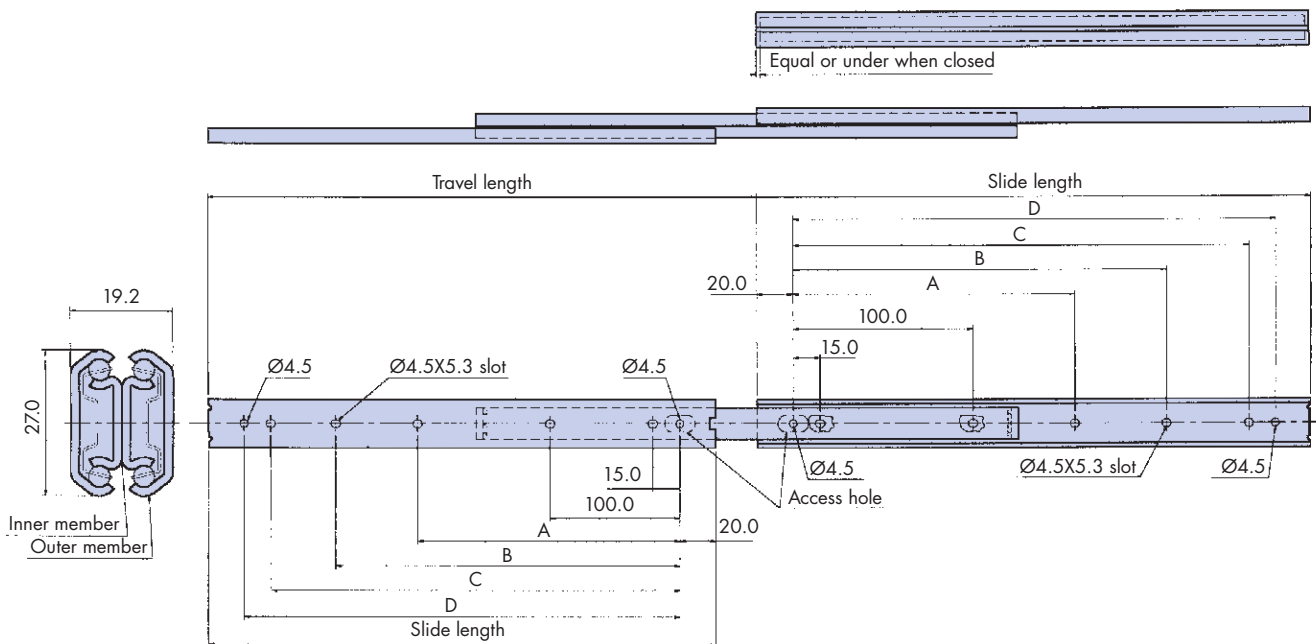
 Toll Free Phone (877) SERV098
 Toll Free Fax (877) SERV099
 www.electromate.com
 sales@electromate.com

TS-273 OVER TRAVEL SLIDE

Model TS-273

STOCK SERIES

- Over travel
- Load rating (per pair)
31–41kg (see table)
- #8(M4) pan head screw
- Non-disconnect



Part number	Slide length	Travel length	Hole length mm				Load Rating kg/pair	Slide weight kg/pair
			A	B	C	D		
TS-273-200	200.0	215.0	–	–	145.0	160.0	41	0.41
TS-273-250	250.0	264.4	–	150.0	195.0	210.0	40	0.45
TS-273-300	300.0	313.6	–	190.0	245.0	260.0	39	0.50
TS-273-350	350.0	362.8	–	225.0	295.0	310.0	37	0.60
TS-273-400	400.0	412.0	–	265.0	345.0	360.0	35	0.71
TS-273-450	450.0	461.2	205.0	300.0	395.0	410.0	33	0.79
TS-273-500	500.0	510.4	230.0	337.0	445.0	460.0	31	0.90

Sold & Serviced By:



Toll Free Phone (877) SERV098

Toll Free Fax (877) SERV099

www.electromate.com

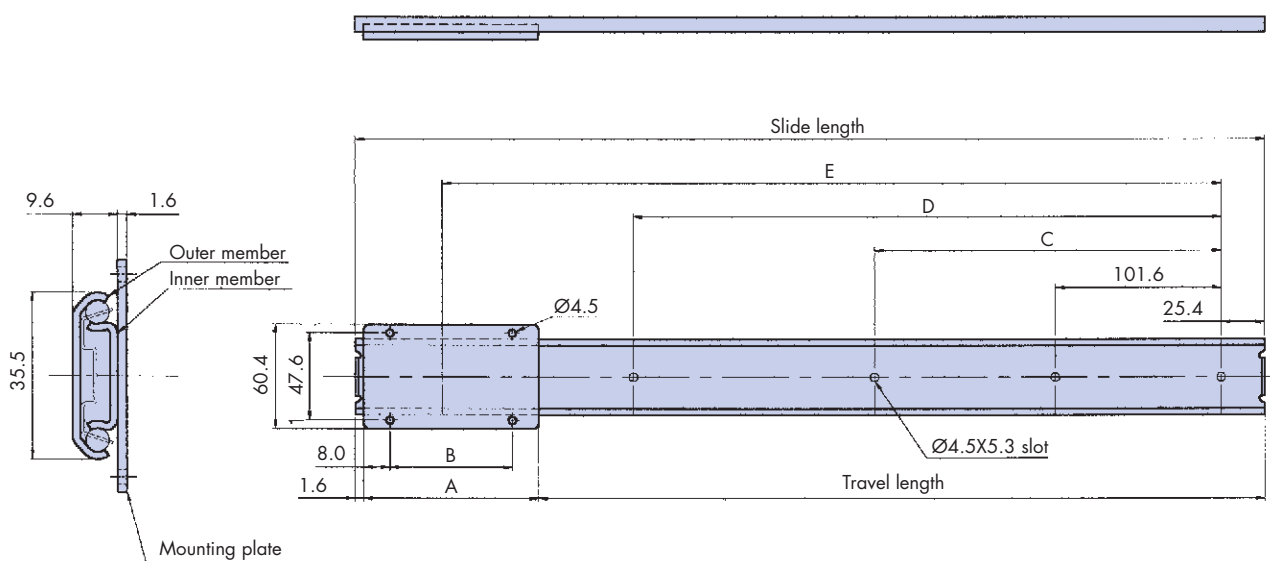
sales@electromate.com

TS-3511 LINEAR MOTION SLIDE

Model TS-3511

STOCK SERIES

- Linear Motion
- Load rating (per pair)
49kg
- #8(M4) pan head screw
- Non-disconnect



Part number	Slide length	X	Y	Z	Hole length mm			Slide weight kg/pair
		Travel length			C	D	E	
		A =	76.2	101.6	127.0			
		B =	60.2	85.6	111.0			
TS-3511-12	304.8	225.0	200.0	174.0	-	152.4	254.0	0.56
TS-3511-14	355.6	276.0	251.0	225.0	-	203.2	304.8	0.63
TS-3511-16	406.4	327.0	301.0	276.0	-	254.0	355.6	0.72
TS-3511-18	457.2	378.0	352.0	327.0	203.2	304.8	406.4	0.80
TS-3511-20	508.0	428.0	403.0	378.0	228.6	355.6	457.2	0.84
TS-3511-22	558.8	479.0	454.0	428.0	254.0	406.4	508.0	0.90
TS-3511-24	609.6	530.0	505.0	479.0	279.4	457.2	558.8	1.00
TS-3511-26	660.4	581.0	555.0	530.0	304.8	508.0	609.6	1.10
TS-3511-28	711.2	632.0	606.0	581.0	330.2	558.8	660.4	1.13

Note:

When ordering please specify length of carriage after Part No. i.e. TS-3511-12-Y. We stock Y length as standard.

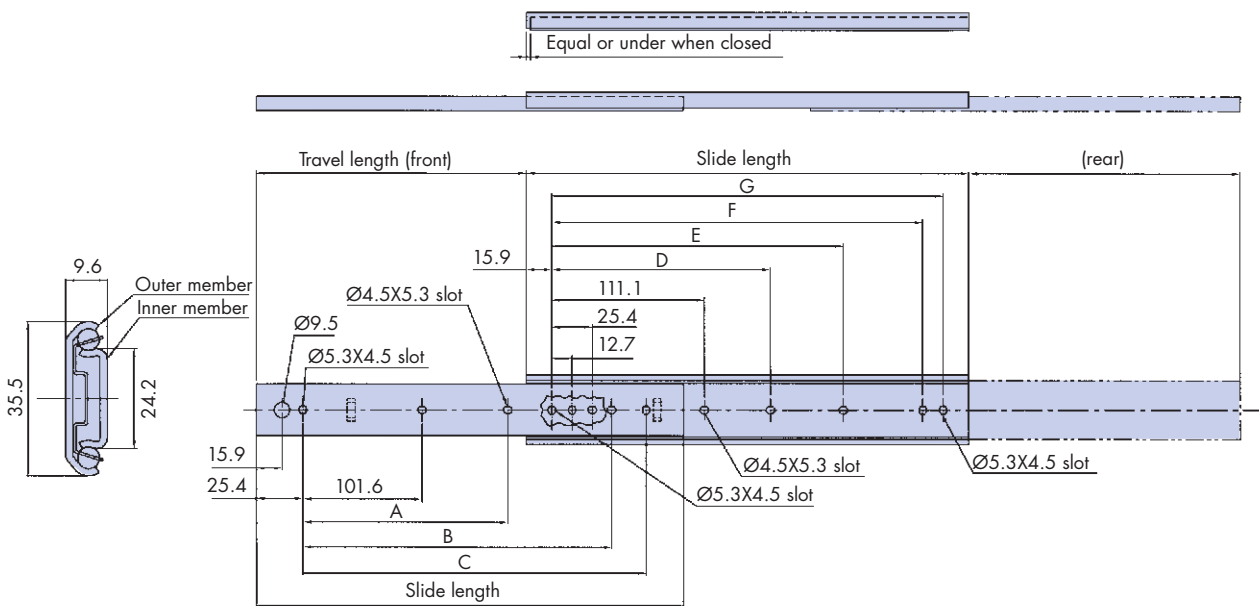
Sold & Serviced By:
ELECTROMATE

Toll Free Phone (877) 558V099
Toll Free Fax (877) SERV099
www.electromate.com
sales@electromate.com

TS-3520 BOTH SIDE TRAVEL SLIDE

Model TS-3520

- Both side travel
- Load rating (per pair)
25–49kg (see table)
- #8(M4) pan head screw
- Non-disconnect



Part number	Slide length	Travel length	Hole length mm							Load Rating kg/pair	Slide weight kg/pair
			A	B	C	D	E	F	G		
TS-3520-12	304.8	224.0	–	152.4	254.0	–	149.2	260.3	273.0	49	0.60
TS-3520-14	355.6	275.0	–	203.2	304.8	–	200.0	311.1	323.8	47	0.70
TS-3520-16	406.4	300.0	–	254.0	355.6	–	250.8	361.9	374.6	43	0.80
TS-3520-18	457.2	325.0	203.2	304.8	406.4	212.7	301.6	412.7	425.4	41	0.90
TS-3520-20	508.0	376.0	228.6	355.6	457.2	238.1	352.4	463.5	476.2	37	1.00
TS-3520-22	558.8	402.0	254.0	406.4	508.0	263.5	403.2	514.3	527.0	34	1.10
TS-3520-24	609.6	427.0	279.4	457.2	558.8	228.9	454.0	565.1	577.8	30	1.20
TS-3520-26	660.4	478.0	304.8	508.0	609.6	314.3	504.8	615.9	628.6	27	1.25
TS-3520-28	711.2	503.0	330.2	558.8	660.4	339.7	555.6	666.7	679.4	25	1.34

Sold & Serviced By:



Toll Free Phone (877) SERV098

Toll Free Fax (877) SERV099

www.electromate.com

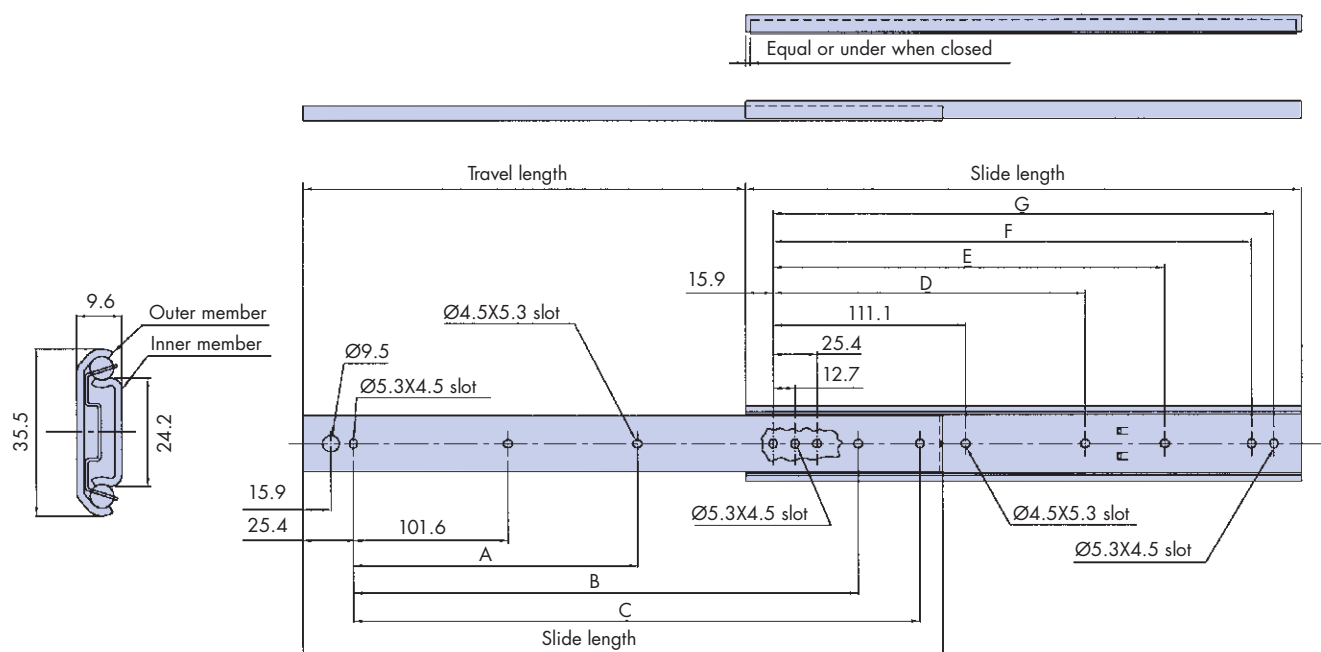
sales@electromate.com

TS-3521 3/4 TRAVEL SLIDE

Model TS-3521

STOCK SERIES

- 3/4 travel
- Load rating (per pair)
25–49kg (see table)
- #8(M4) pan head screw
- Non-disconnect



Part number	Slide length	Travel length	Hole length mm							Load Rating kg/pair	Slide weight kg/pair
			A	B	C	D	E	F	G		
TS-3521-12	304.8	226.0	–	152.4	254.0	–	149.2	260.3	273.0	49	0.60
TS-3521-14	355.6	277.0	–	203.2	304.8	–	200.0	311.1	323.8	47	0.70
TS-3521-16	406.4	302.0	–	254.0	355.6	–	250.8	361.9	374.6	43	0.80
TS-3521-18	457.2	328.0	203.2	304.8	406.4	212.7	301.6	412.7	425.4	41	0.90
TS-3521-20	508.0	379.0	228.6	355.6	457.2	238.1	352.4	463.5	476.2	37	1.00
TS-3521-22	558.8	404.0	254.0	406.4	508.0	263.5	403.2	514.3	527.0	34	1.10
TS-3521-24	609.6	430.0	279.4	457.2	558.8	228.9	454.0	565.1	577.8	30	1.20
TS-3521-26	660.4	480.0	304.8	508.0	609.6	314.3	504.8	615.9	628.6	27	1.25
TS-3521-28	711.2	506.0	330.2	558.8	660.4	339.7	555.6	666.7	679.4	25	1.34

Sold & Serviced By:



Toll Free Phone (877) SERV098

Toll Free Fax (877) SERV099

www.electromate.com

sales@electromate.com

TS-3525 LEVER DISCONNECT LOCK OUT 3/4 TRAVEL SLIDE

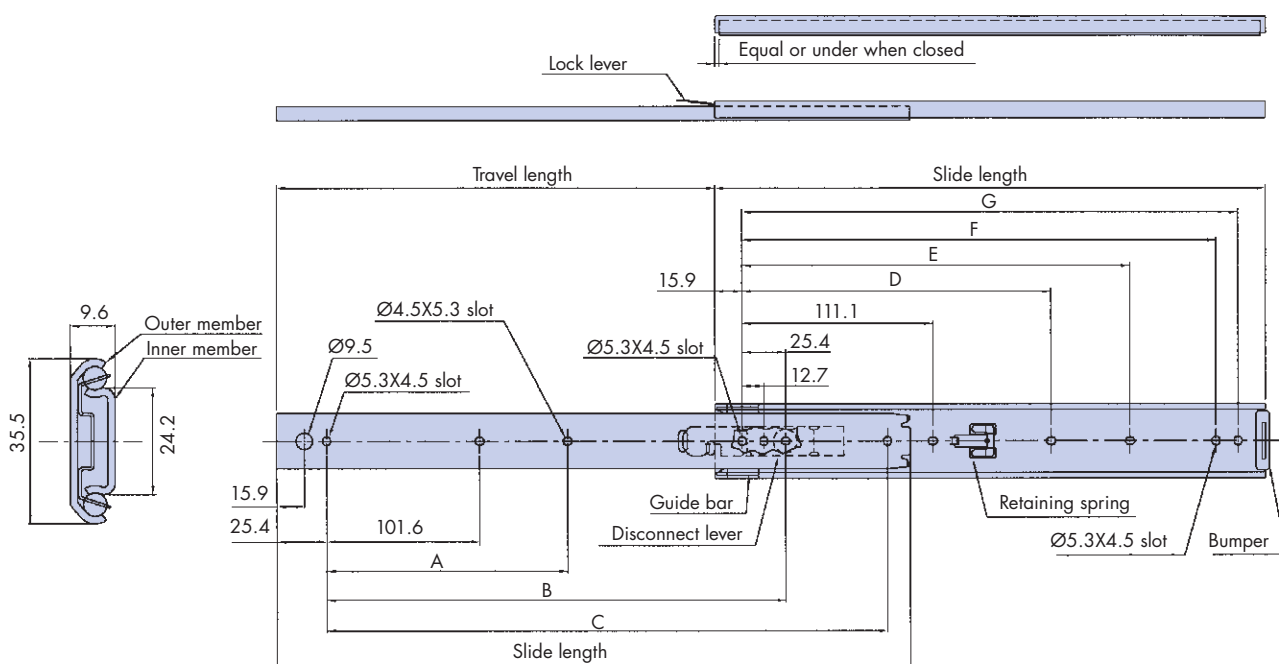

Model TS-3525

- 3/4 travel
- Load rating (per pair)
25–45kg (see table)
- #8(M4) pan head screw
- Lever-disconnect / Lock-out

Model TS-3524

- 3524 version has no lock out

STOCK SERIES



Part number	Slide length	Travel length	Hole length mm							Load Rating kg/pair	Slide weight kg/pair
			A	B	C	D	E	F	G		
TS-3525-12 TS-3524-12	304.8	203.0	–	215.9	254.0	–	149.2	260.3	273.0	45	0.61
TS-3525-14 TS-3524-14	355.6	254.4	–	266.7	304.8	–	200.0	311.1	323.8	43	0.72
TS-3525-16 TS-3524-16	406.4	305.2	–	317.5	355.6	–	250.8	361.9	374.6	41	0.81
TS-3525-18 TS-3524-18	457.2	330.6	203.2	342.9	406.4	212.7	301.6	412.7	425.4	39	0.91
TS-3525-20 TS-3524-20	508.0	381.4	228.6	393.7	457.2	238.1	352.4	463.5	476.2	37	1.00
TS-3525-22 TS-3524-22	558.8	406.4	254.0	418.7	508.0	263.5	403.2	514.3	527.0	33	1.23
TS-3525-24 TS-3524-24	609.6	432.2	279.4	444.5	558.8	228.9	454.0	565.1	577.8	30	1.32
TS-3525-26 TS-3524-26	660.4	483.0	304.8	495.3	609.6	314.3	504.8	615.9	628.6	27	1.41
TS-3525-28 TS-3524-28	711.2	508.0	330.2	520.3	660.4	339.7	555.6	666.7	679.4	25	1.51

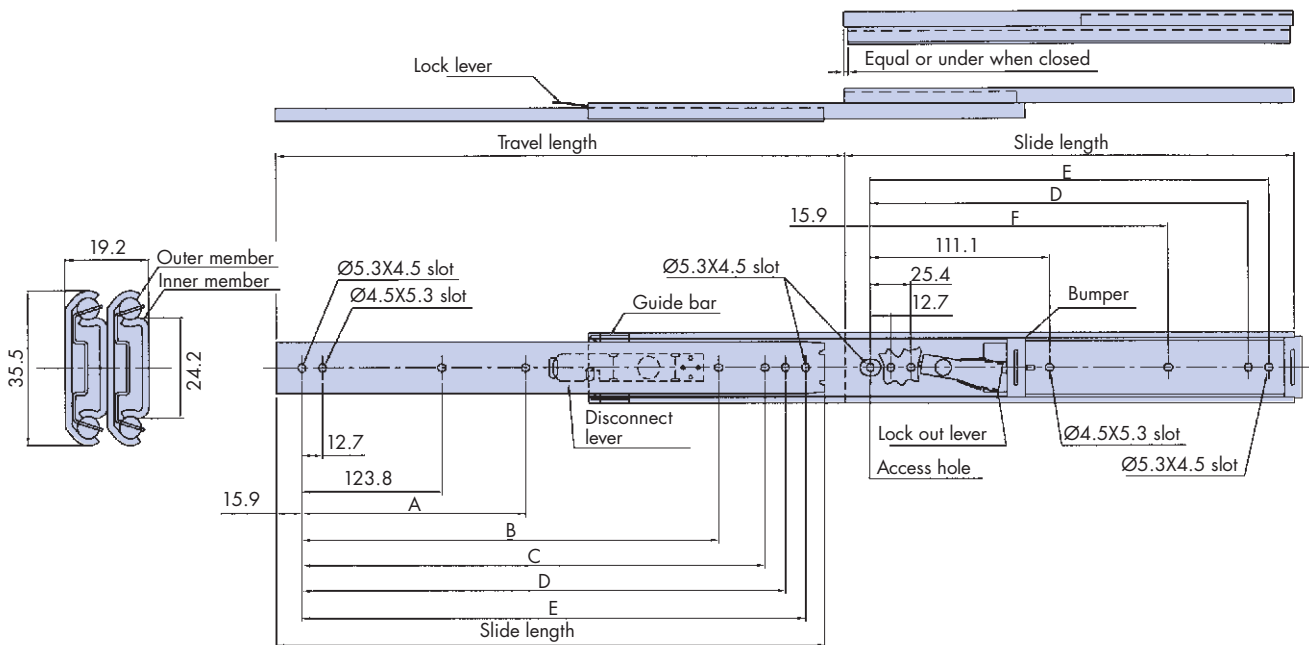

Toll Free Phone (877) SERV098
Toll Free Fax (877) SERV099
www.electromate.com
sales@electromate.com

TS-3535 LEVER DISCONNECT LOCK OUT OVER TRAVEL SLIDE

Model TS-3535

- Over travel
- Load rating (per pair)
41–54kg (see table)
- #8(M4) pan head screw
- Lever-disconnect / Lock-out

STOCK SERIES



Part number	Slide length	Travel length	Hole length mm						Load Rating kg/pair	Slide weight kg/pair
			A	B	C	D	E	F		
TS-3535-12	304.8	327.0	-	-	-	260.3	273.0	-	54	0.61
TS-3535-14	355.6	378.0	-	-	298.4	311.1	323.8	-	53	0.72
TS-3535-16	406.4	429.0	-	-	349.2	361.9	374.6	250.8	51	0.81
TS-3535-18	457.2	480.0	212.7	-	400.0	412.7	425.4	301.6	50	0.91
TS-3535-20	508.0	530.0	238.1	365.1	450.8	463.5	476.2	352.4	48	1.00
TS-3535-22	558.8	581.0	263.5	415.9	501.6	514.3	527.0	403.2	47	1.23
TS-3535-24	609.6	632.0	228.9	466.7	552.4	565.1	577.8	454.0	45	1.32
TS-3535-26	660.4	683.0	314.3	517.5	603.2	615.9	628.6	504.8	43	1.41
TS-3535-28	711.2	734.0	339.7	568.3	654.0	666.7	679.4	555.6	41	1.51

Sold & Serviced By:



Toll Free Phone (877) SERV098

Toll Free Fax (877) SERV099

www.electromate.com

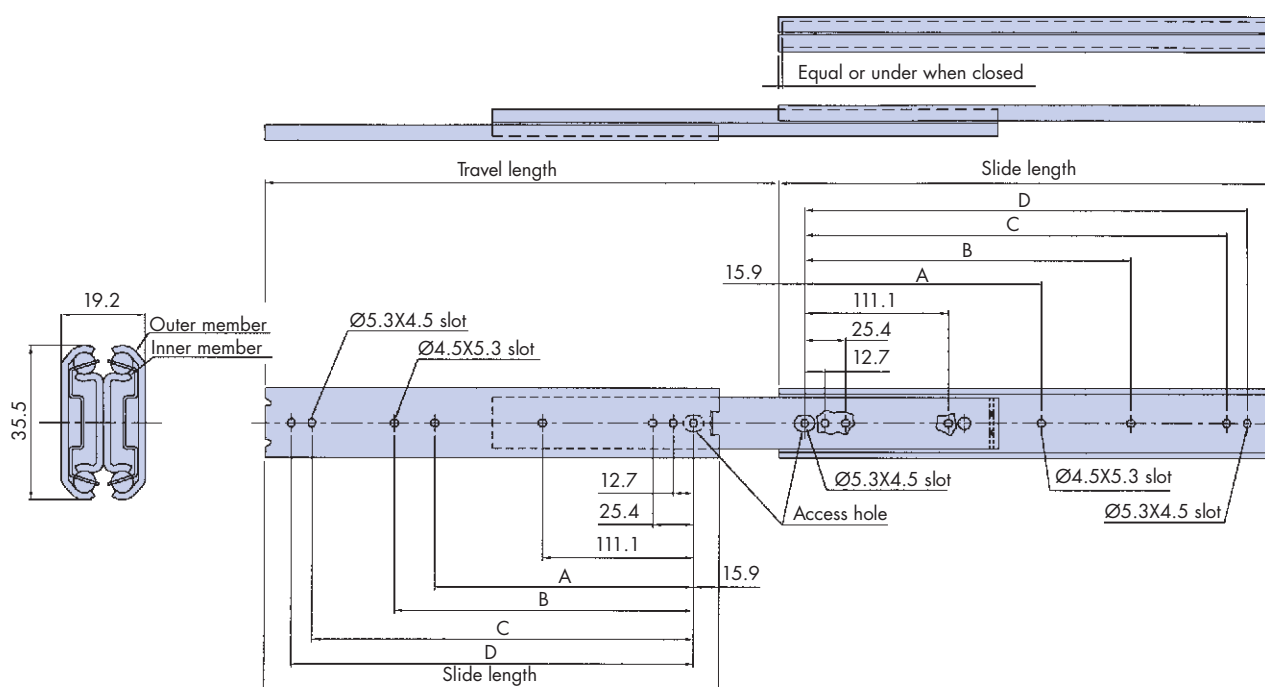
sales@electromate.com

TS-3531 OVER TRAVEL SLIDE

Model TS-3531

STOCK SERIES

- Over travel
- Load rating (per pair)
45–60kg (see table)
- #8(M4) pan head screw
- Non-disconnect



Part number	Slide length	Travel length	Hole length mm				Load Rating kg/pair	Slide weight kg/pair
			A	B	C	D		
TS-3531-12	304.8	326.0	–	149.2	260.3	273.0	60	1.31
TS-3531-14	355.6	377.0	–	200.0	311.1	323.8	59	1.62
TS-3531-16	406.4	428.0	–	250.8	361.9	374.6	57	1.81
TS-3531-18	457.2	479.0	212.7	301.6	412.7	425.4	56	2.00
TS-3531-20	508.0	529.0	238.1	352.4	463.5	476.2	53	2.33
TS-3531-22	558.8	580.0	263.5	403.2	514.3	527.0	51	2.53
TS-3531-24	609.6	631.0	288.9	454.0	565.1	577.8	49	2.72
TS-3531-26	660.4	682.0	314.3	504.8	615.9	628.6	47	2.92
TS-3531-28	711.2	732.0	339.7	555.6	666.7	679.4	45	3.10

Sold & Serviced By:



Toll Free Phone (877) SERV098

Toll Free Fax (877) SERV099

www.electromate.com

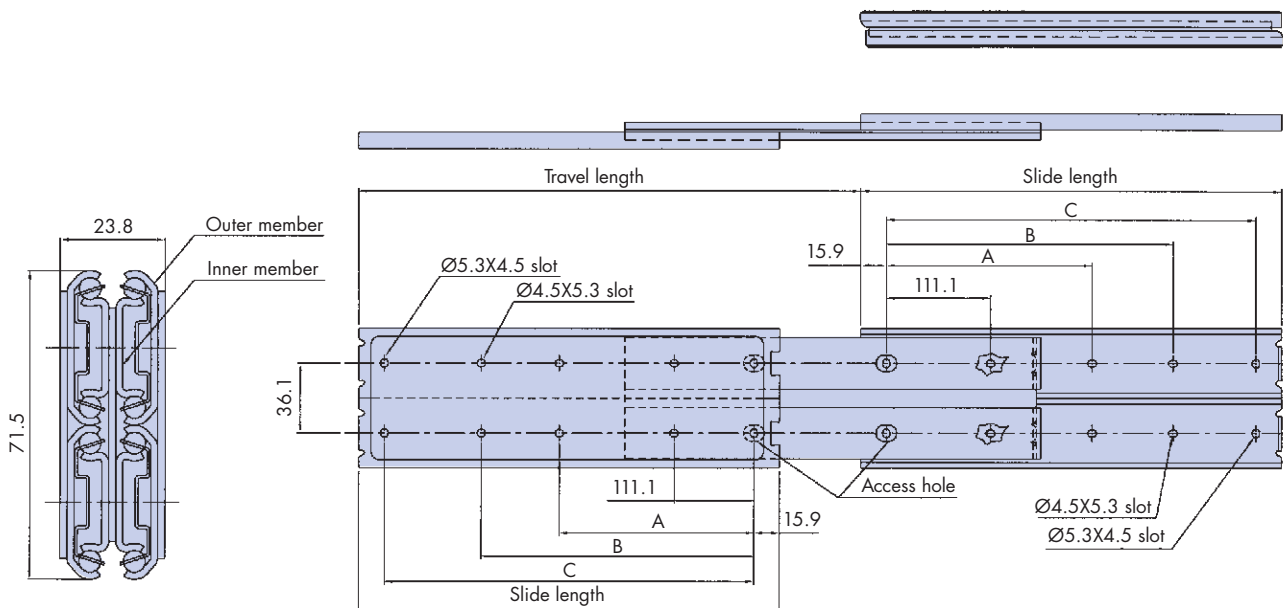
sales@electromate.com

TS-3561 OVER TRAVEL FOR HEAVY DUTY APPLICATIONS

Model TS-3561

STOCK SERIES

- Over travel
- Load rating (per pair)
190–280kg (see table)
- #8(M4) pan head screw
- Non-disconnect



Part number	Slide length	Travel length	Hole length mm			Load Rating kg/pair	Slide weight kg/pair
			A	B	C		
TS-3561-12	304.8	326.0	-	149.2	273.0	280	3.91
TS-3561-14	355.6	377.0	-	200.0	323.8	275	4.62
TS-3561-16	406.4	428.0	-	250.8	374.6	265	5.31
TS-3561-18	457.2	479.0	212.7	301.6	425.4	256	5.90
TS-3561-20	508.0	529.0	238.1	352.4	476.2	246	6.61
TS-3561-22	558.8	580.0	263.5	403.2	527.0	235	7.42
TS-3561-24	609.6	631.0	288.9	454.0	577.8	222	7.90
TS-3561-26	660.4	682.0	314.3	504.8	628.6	205	8.60
TS-3561-28	711.2	732.0	339.7	555.6	679.4	190	9.20

Sold & Serviced By:



Toll Free Phone (877) SERV098

Toll Free Fax (877) SERV099

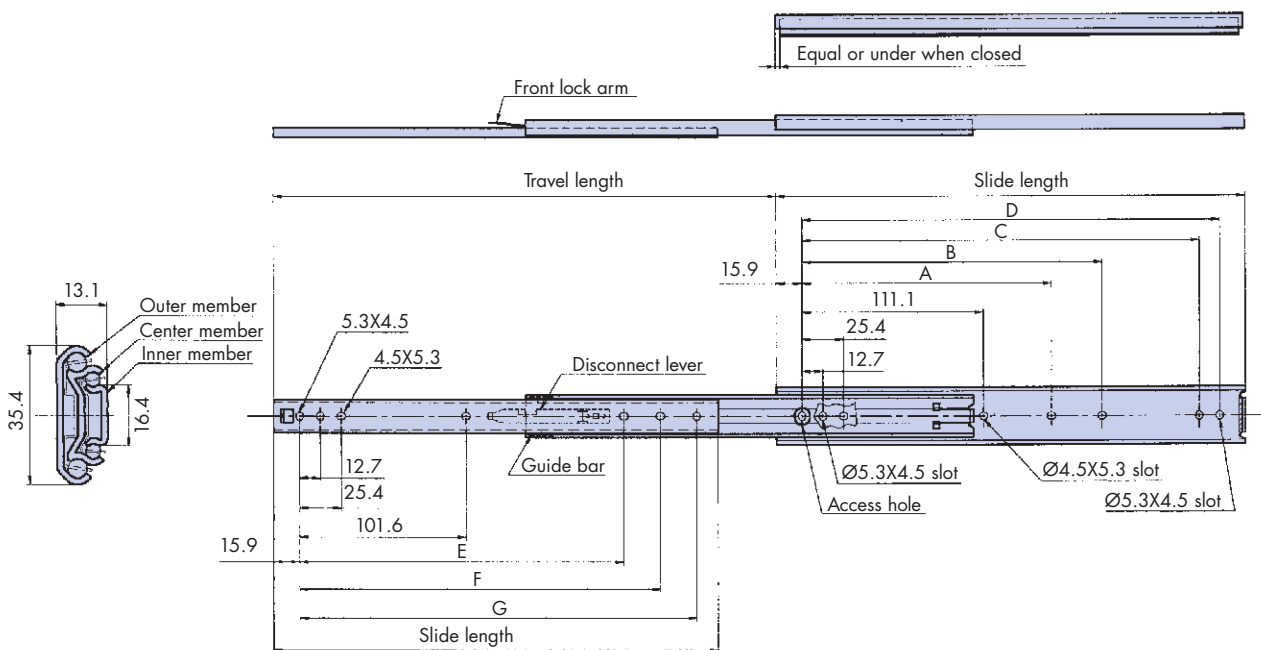

www.electromate.com

sales@electromate.com

TS-352 LEVER DISCONNECT OVER TRAVEL SLIDE

Model TS-352

- Over travel
- Load rating (per pair)
23–31 kg (see table)
- #8(M4) pan head screw
- Lever disconnect



Part number	Slide length	Travel length	Hole length mm							Load Rating kg/pair	Slide weight kg/pair
			A	B	C	D	E	F	G		
TS-352-8	203.2	214.0	-	-	158.7	171.4	-	-	152.4	31	0.50
TS-352-10	254.0	265.0	-	-	209.5	222.2	-	-	203.2	30	0.64
TS-352-12	304.8	316.0	-	149.2	260.3	273.0	-	-	254.0	29	0.73
TS-352-14	355.6	366.0	-	200.0	311.1	323.8	-	-	304.8	28	0.85
TS-352-16	406.4	417.0	-	250.8	361.9	374.6	-	-	355.6	27	0.98
TS-352-18	457.2	468.0	212.7	301.6	412.7	425.4	207.7	-	406.4	26	1.11
TS-352-20	508.0	519.0	238.1	352.4	463.5	476.2	233.1	355.6	457.2	25	1.23
TS-352-22	558.8	570.0	263.5	403.2	514.3	527.0	258.5	406.4	508.0	24	1.35
TS-352-24	609.6	620.0	288.9	454.0	565.1	577.8	283.9	457.2	558.8	23	1.46

Sold & Serviced By:



Toll Free Phone (877) SERV098

Toll Free Fax (877) SERV099

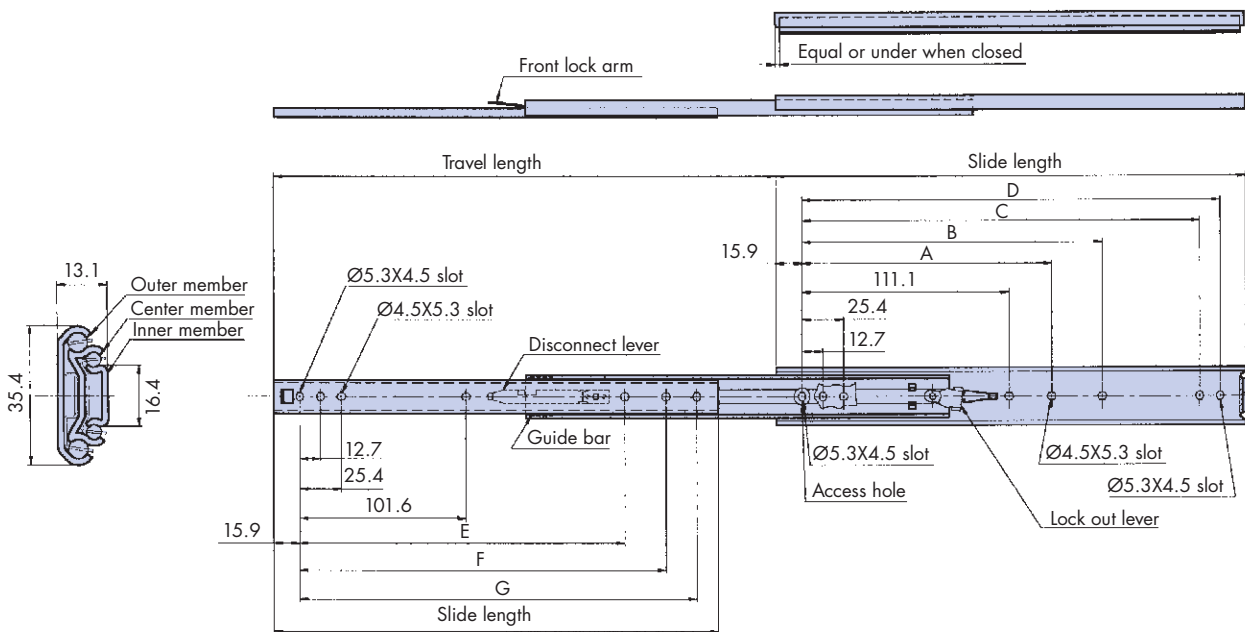

www.electromate.com

sales@electromate.com

TS-355 LEVER DISCONNECT LOCK OUT OVER TRAVEL SLIDE

Model TS-355

- Over travel
- Load rating (per pair)
23–31kg (see table)
- #8(M4) pan head screw
- Lever disconnect / Lock-out



Part number	Slide length	Travel length	Hole length mm							Load Rating kg/pair	Slide weight kg/pair
			A	B	C	D	E	F	G		
TS-355-8	203.2	214.0	-	-	158.7	171.4	-	-	152.4	31	0.50
TS-355-10	254.0	265.0	-	-	209.5	222.2	-	-	203.2	30	0.64
TS-355-12	304.8	316.0	-	-	260.3	273.0	-	-	254.0	29	0.73
TS-355-14	355.6	366.0	-	200.0	311.1	323.8	-	-	304.8	28	0.85
TS-355-16	406.4	417.0	-	250.8	361.9	374.6	-	-	355.6	27	0.98
TS-355-18	457.2	468.0	212.7	301.6	412.7	425.4	207.7	-	406.4	26	1.11
TS-355-20	508.0	519.0	238.1	352.4	463.5	476.2	233.1	355.6	457.2	25	1.23
TS-355-22	558.8	570.0	263.5	403.2	514.3	527.0	258.5	406.4	508.0	24	1.35
TS-355-24	609.6	620.0	288.9	454.0	565.1	577.8	283.9	457.2	558.8	23	1.46

Sold & Serviced By:



Toll Free Phone (877) SERV098

Toll Free Fax (877) SERV099

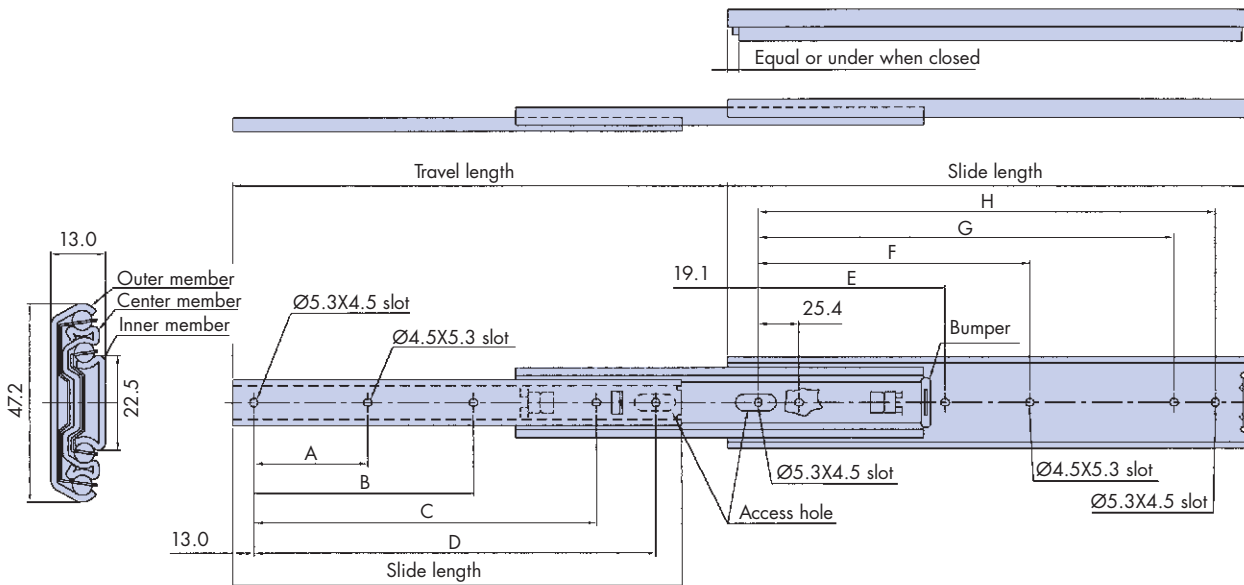

www.electromate.com

sales@electromate.com

TS-470 OVER TRAVEL COMPACT SLIDE

Model TS-470

- Over travel
- Load rating (per pair)
54-76kg (see table)
- #8(M4) pan head screw
- Non-disconnect



Part number	Slide length	Travel length	Hole length mm								Load Rating kg/pair	Slide weight kg/pair
			A	B	C	D	E	F	G	H		
TS-470-12	304.8	330.0	76.2	177.8	228.6	254.0	88.9	177.8	241.3	266.7	76	1.15
TS-470-14	355.6	381.0	101.6	215.9	279.4	304.8	101.6	215.9	292.1	317.5	74	1.37
TS-470-16	406.4	432.0	114.3	241.3	330.2	355.6	127.0	241.3	342.9	368.3	70	1.55
TS-470-18	457.2	483.0	139.7	279.4	381.0	406.4	139.7	279.4	393.7	419.1	66	1.77
TS-470-20	508.0	533.0	152.4	317.5	431.8	457.2	152.4	317.5	444.5	469.9	63	1.95
TS-470-22	558.8	584.0	177.8	355.6	482.6	508.0	177.8	342.9	495.3	520.7	61	2.15
TS-470-24	609.6	635.0	190.5	381.0	533.4	558.8	190.5	381.0	546.1	571.5	58	2.35
TS-470-26	660.4	686.0	203.2	419.1	584.2	609.6	203.2	419.1	596.9	622.3	56	2.60
TS-470-28	711.2	737.0	228.6	457.2	635.0	660.4	228.6	444.5	647.1	673.1	54	2.75

Sold & Serviced By:



Toll Free Phone (877) SERV098

Toll Free Fax (877) SERV099

www.electromate.com

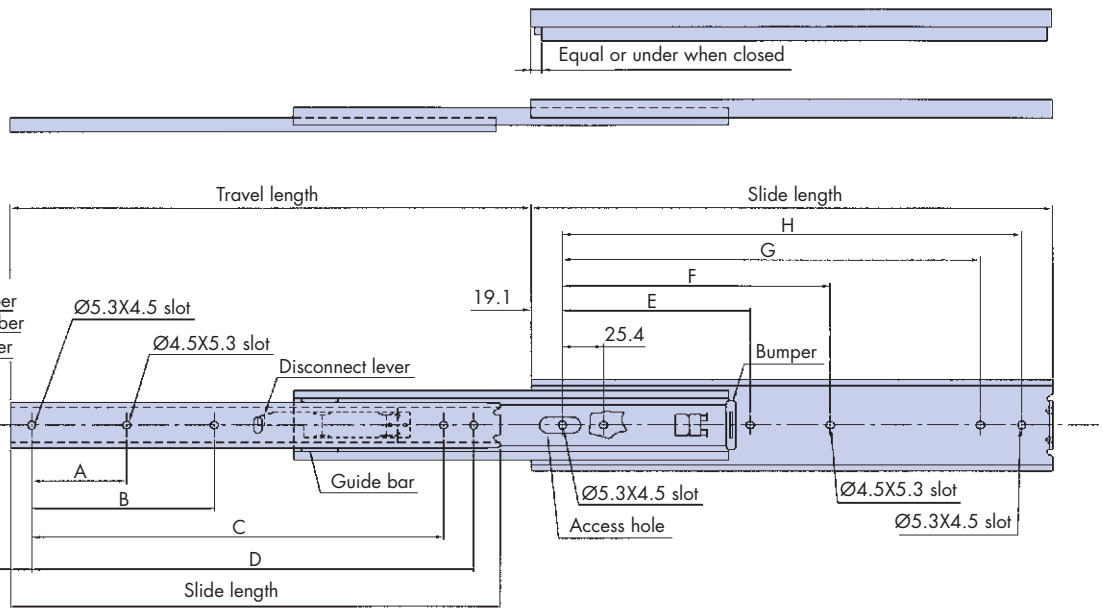

sales@electromate.com

TS-472 LEVER DISCONNECT OVER TRAVEL SLIDE

Model TS-472

STOCK SERIES

- Over travel
- Load rating (per pair)
52-74kg (see table)
- #8(M4) pan head screw
- Lever disconnect



Part number	Slide length	Travel length	Hole length mm								Load Rating kg/pair	Slide weight kg/pair
			A	B	C	D	E	F	G	H		
TS-472-12	304.8	330.0	76.2	-	228.6	254.0	88.9	177.8	241.3	266.7	74	1.20
TS-472-14	355.6	381.0	101.6	-	279.4	304.8	101.6	215.9	292.1	317.5	72	1.42
TS-472-16	406.4	432.0	114.3	-	330.2	355.6	127.0	241.3	342.9	368.3	68	1.60
TS-472-18	457.2	483.0	139.7	-	381.0	406.4	139.7	279.4	393.7	419.1	64	1.82
TS-472-20	508.0	533.0	152.4	-	431.8	457.2	152.4	317.5	444.5	469.9	62	2.00
TS-472-22	558.8	584.0	177.8	-	482.6	508.0	177.8	342.9	495.3	520.7	59	2.20
TS-472-24	609.6	635.0	190.5	-	533.4	558.8	190.5	381.0	546.1	571.5	57	2.40
TS-472-26	660.4	686.0	203.2	419.1	584.2	609.6	203.2	419.1	596.9	622.3	55	2.65
TS-472-28	711.2	737.0	228.6	457.2	535.0	660.4	228.6	444.5	647.1	673.1	52	2.80

Sold & Serviced By: **ELECTROMATE**

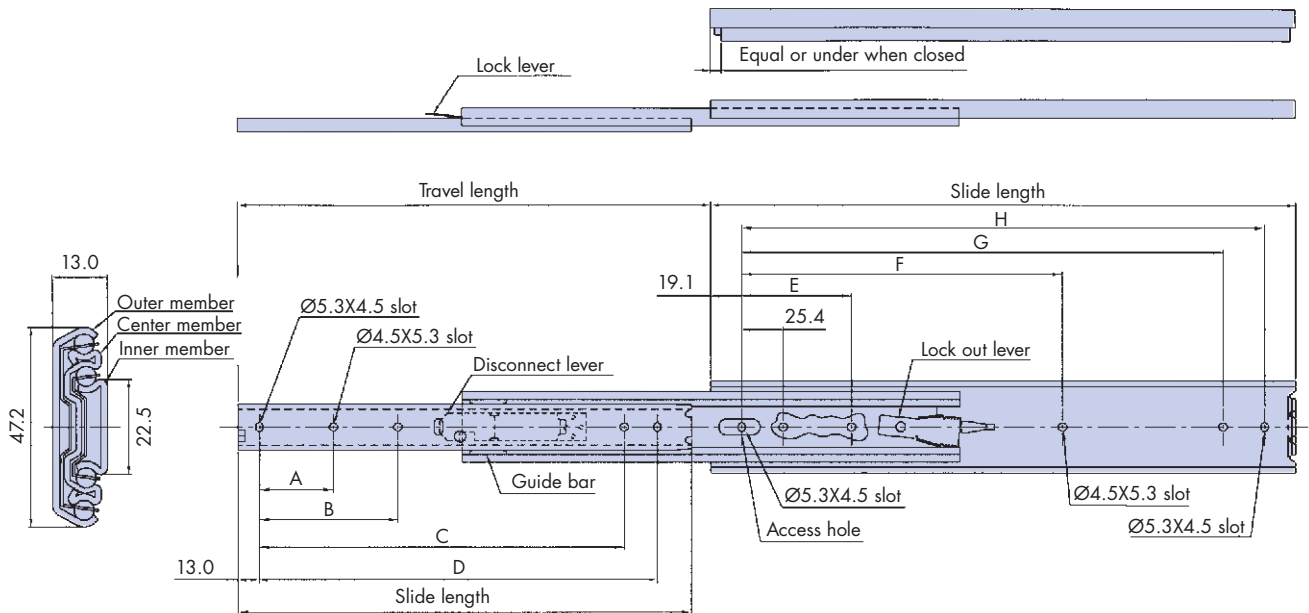

Toll Free Phone (877) SERV098
 Toll Free Fax (877) SERV099
www.electromate.com
sales@electromate.com

TS-475 LEVER DISCONNECT LOCK OUT OVER TRAVEL SLIDE

Model TS-475

STOCK SERIES

- Over travel
- Load rating (per pair)
52-74kg (see table)
- #8(M4) pan head screw
- Lever disconnect / Lock-out



Part number	Slide length	Travel length	Hole length mm							Load Rating kg/pair	Slide weight kg/pair
			A	B	C	D	E	F	G		
TS-475-12	304.8	330.0	76.2	-	228.6	88.9	177.8	241.3	266.7	74	1.20
TS-475-14	355.6	381.0	101.6	-	279.4	101.6	215.9	292.1	317.5	72	1.42
TS-475-16	406.4	432.0	114.3	-	330.2	127.0	241.3	342.9	368.3	68	1.60
TS-475-18	457.2	483.0	139.7	-	381.0	139.7	279.4	393.7	419.1	64	1.82
TS-475-20	508.0	533.0	152.4	-	431.8	152.4	317.5	444.5	469.9	62	2.00
TS-475-22	558.8	584.0	177.8	-	482.6	177.8	342.9	495.3	520.7	59	2.20
TS-475-24	609.6	635.0	190.5	-	533.4	190.5	381.0	546.1	571.5	57	2.40
TS-475-26	660.4	686.0	203.2	419.1	584.2	203.2	419.1	596.9	622.3	55	2.65
TS-475-28	711.2	737.0	228.6	457.2	635.0	228.6	444.5	647.7	673.1	52	2.80

Sold & Serviced By:



Toll Free Phone (877) SERV098

Toll Free Fax (877) SERV099

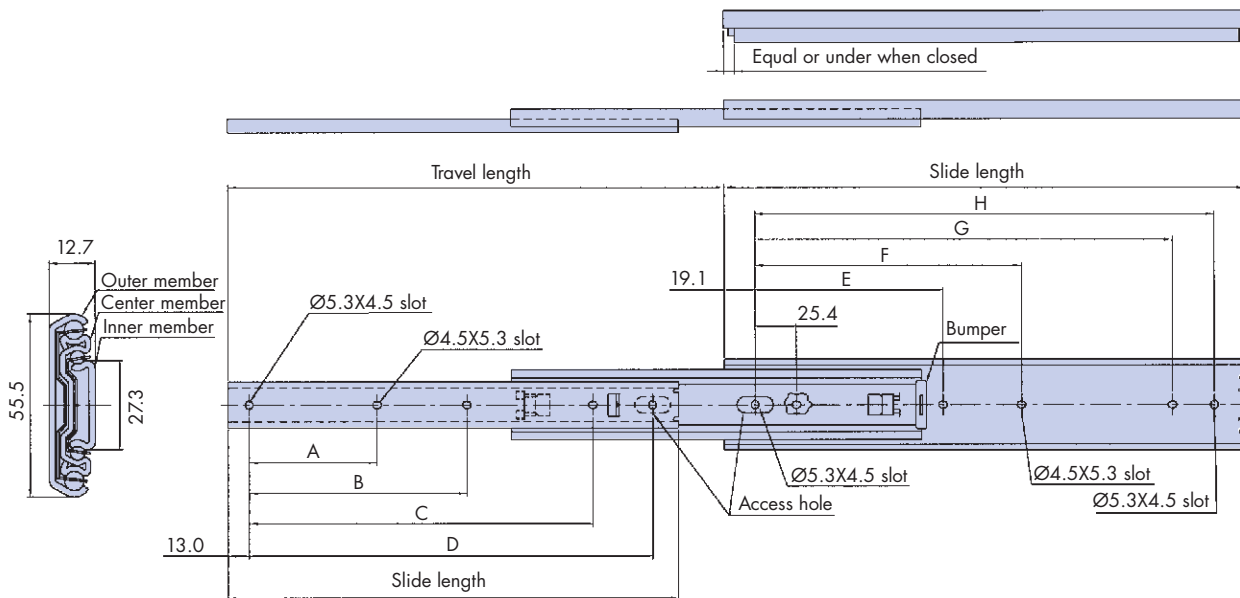

www.electromate.com

sales@electromate.com

TS-550 OVER TRAVEL HEAVY DUTY SLIDE

Model TS-550

- Over travel
- Load rating (per pair)
74-94kg (see table)
- #8(M4) pan head screw
- Non-disconnect



Part number	Slide length	Travel length	Hole length mm								Load Rating kg/pair	Slide weight kg/pair
			A	B	C	D	E	F	G	H		
TS-550-12	304.8	330.0	76.2	177.8	228.6	254.0	88.9	177.8	241.3	266.7	94	1.30
TS-550-14	355.6	381.0	101.6	215.9	279.4	304.8	101.6	215.9	292.1	317.5	92	1.51
TS-550-16	406.4	432.0	114.3	241.3	330.2	355.6	127.0	241.3	342.9	368.3	89	1.70
TS-550-18	457.2	483.0	139.7	279.4	381.0	406.4	139.7	279.4	393.7	419.1	86	1.92
TS-550-20	508.0	533.0	152.4	317.5	431.8	457.2	152.4	317.5	444.5	469.9	84	2.10
TS-550-22	558.8	584.0	177.8	355.6	482.6	508.0	177.8	342.9	495.3	520.7	81	2.30
TS-550-24	609.6	635.0	190.5	381.0	533.4	558.8	190.5	381.0	546.1	571.5	79	2.40
TS-550-26	660.4	686.0	203.2	419.1	584.2	609.6	203.2	419.1	596.9	622.3	76	2.75
TS-550-28	711.2	737.0	228.6	457.2	635.0	660.4	228.6	444.5	647.7	673.1	74	2.92

Sold & Serviced By:



Toll Free Phone (877) SERV098

Toll Free Fax (877) SERV099

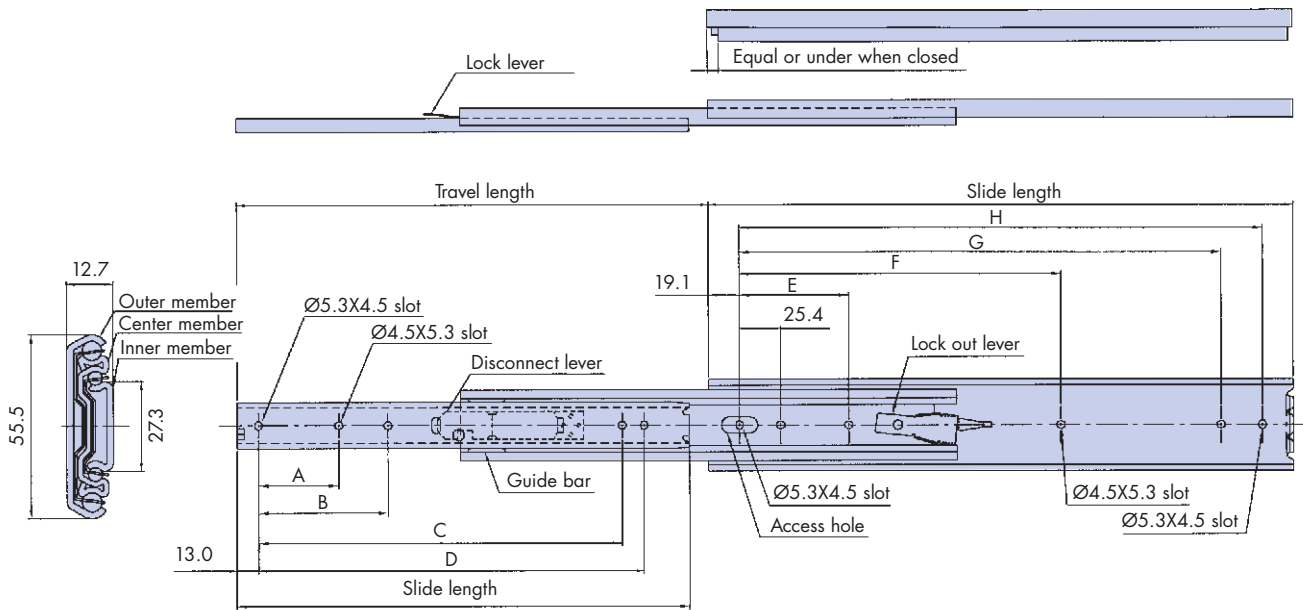

www.electromate.com

sales@electromate.com

TS-555 LEVER DISCONNECT LOCK OUT OVER TRAVEL HEAVY DUTY SLIDE

Model TS-555

- Over travel
- Load rating (per pair)
72-90kg (see table)
- #8(M4) pan head screw
- Lever disconnect / Lock-out



Part number	Slide length	Travel length	Hole length mm							Load Rating kg/pair	Slide weight kg/pair
			A	B	C	D	E	F	G		
TS-555-12	304.8	330.0	76.2	-	228.6	88.9	177.8	241.3	266.7	90	1.34
TS-555-14	355.6	381.0	101.6	-	279.4	101.6	215.9	292.1	317.5	88	1.55
TS-555-16	406.4	432.0	114.3	-	330.2	127.0	241.3	342.9	368.3	86	1.74
TS-555-18	457.2	483.0	139.7	-	381.0	139.7	279.4	393.7	419.1	84	1.96
TS-555-20	508.0	533.0	152.4	-	431.8	152.4	317.5	444.5	469.9	82	2.14
TS-555-22	558.8	584.0	177.8	-	482.6	177.8	342.9	495.3	520.7	79	2.34
TS-555-24	609.6	635.0	190.5	-	533.4	190.5	381.0	546.1	571.5	77	2.44
TS-555-26	660.4	686.0	203.2	419.1	584.2	203.2	419.1	596.9	622.3	75	2.80
TS-555-28	711.2	737.0	288.6	457.2	635.0	228.6	444.5	647.7	673.1	72	2.96

Sold & Serviced By:



Toll Free Phone (877) SERV098

Toll Free Fax (877) SERV099

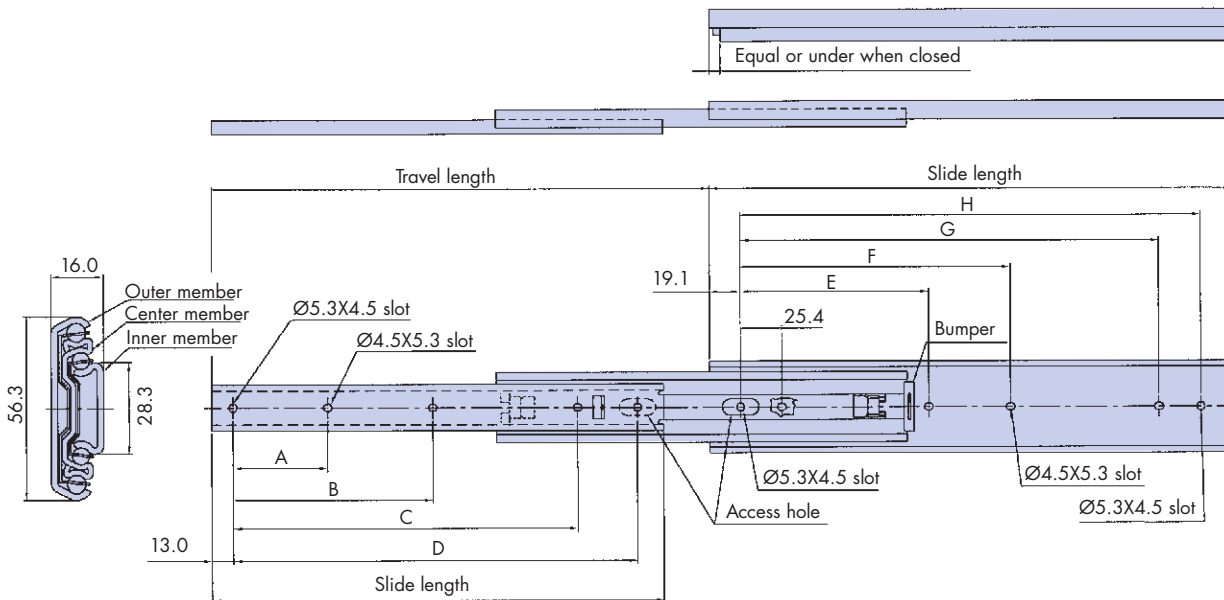

www.electromate.com

sales@electromate.com

TS-560 OVER TRAVEL HEAVY DUTY SLIDE

Model TS-560

- Over travel
- Load rating (per pair)
90–120kg (see table)
- #8(M4) pan head screw
- Non-disconnect



Part number	Slide length	Travel length	Hole length mm								Load Rating kg/pair	Slide weight kg/pair
			A	B	C	D	E	F	G	H		
TS-560-12	304.8	330.0	76.2	177.8	228.6	254.0	88.9	177.8	241.3	266.7	120	1.65
TS-560-14	355.6	381.0	101.6	215.9	279.4	304.8	101.6	215.9	292.1	317.5	116	1.90
TS-560-16	406.4	432.0	114.3	241.3	330.2	355.6	127.0	241.3	342.9	368.3	112	2.00
TS-560-18	457.2	483.0	139.7	279.4	381.0	406.4	139.7	279.4	393.7	419.1	109	2.26
TS-560-20	508.0	533.0	152.4	317.5	431.8	457.2	152.4	317.5	444.5	469.9	105	2.45
TS-560-22	558.8	584.0	177.8	355.6	482.6	508.0	177.8	342.9	495.3	520.7	101	2.65
TS-560-24	609.6	635.0	190.5	381.0	533.4	558.8	190.5	381.0	546.1	571.5	98	2.75
TS-560-26	660.4	686.0	203.2	419.1	584.2	609.6	203.2	419.1	596.9	622.3	94	3.14
TS-560-28	711.2	737.0	228.6	457.2	635.0	660.4	228.6	444.5	647.7	673.1	90	3.50

Sold & Serviced By:



Toll Free Phone (877) SERV098

Toll Free Fax (877) SERV099

www.electromate.com

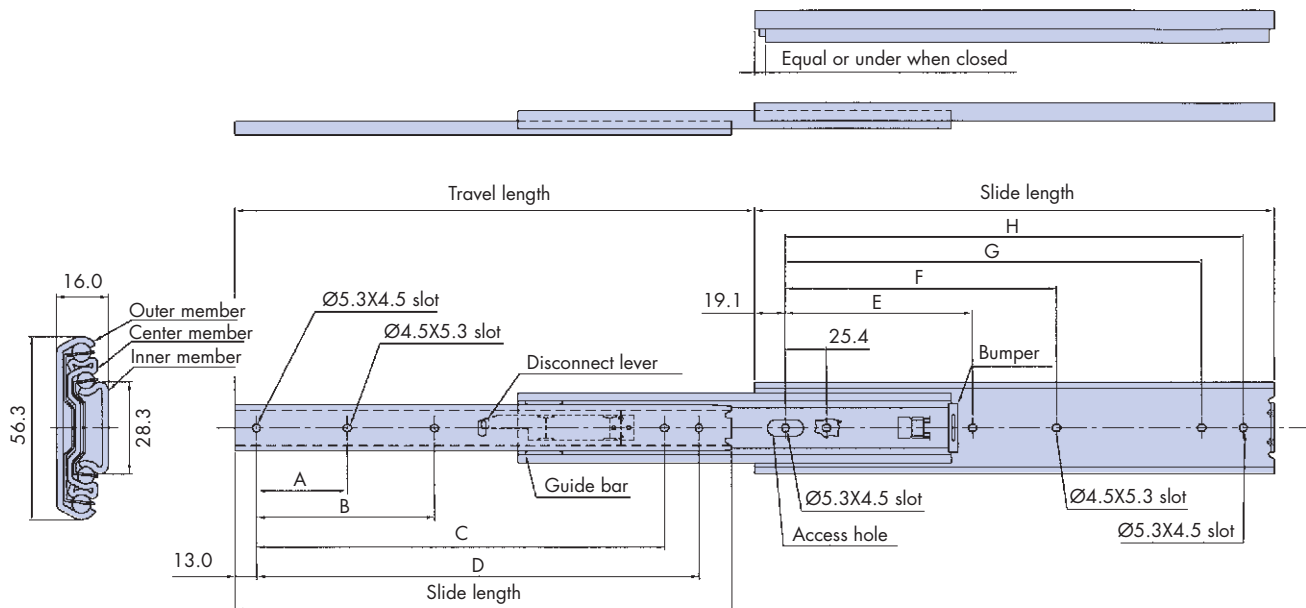

sales@electromate.com

TS-562 LEVER DISCONNECT OVER TRAVEL HEAVY DUTY SLIDE

Model TS-562

- Over travel
- Load rating (per pair)
87–115kg (see table)
- #8(M4) pan head screw
- Lever disconnect

STOCK SERIES



Part number	Slide length	Travel length	Hole length mm								Load Rating kg/pair	Slide weight kg/pair
			A	B	C	D	E	F	G	H		
TS-562-12	304.8	330.0	76.2	-	228.6	254.0	88.9	177.8	241.3	266.7	115	1.70
TS-562-14	355.6	381.0	101.6	-	279.4	304.8	101.6	215.9	292.1	317.5	111	1.95
TS-562-16	406.4	432.0	114.3	-	330.2	355.6	127.0	241.3	342.9	368.3	107	2.05
TS-562-18	457.2	483.0	139.7	-	381.0	406.4	139.7	279.4	393.7	419.1	104	2.31
TS-562-20	508.0	533.0	152.4	-	431.8	457.2	152.4	317.5	444.5	469.9	101	2.50
TS-562-22	558.8	584.0	177.8	-	482.6	508.0	177.8	342.9	495.3	520.7	97	2.70
TS-562-24	609.6	635.0	190.5	-	533.4	558.8	190.5	381.0	546.1	571.5	94	2.80
TS-562-26	660.4	686.0	203.2	419.1	584.2	609.6	203.2	419.1	596.9	622.3	90	3.20
TS-562-28	711.2	737.0	228.6	457.2	635.0	660.4	228.6	444.5	647.7	673.1	87	3.60

Sold & Serviced By:
ELECTROMATE

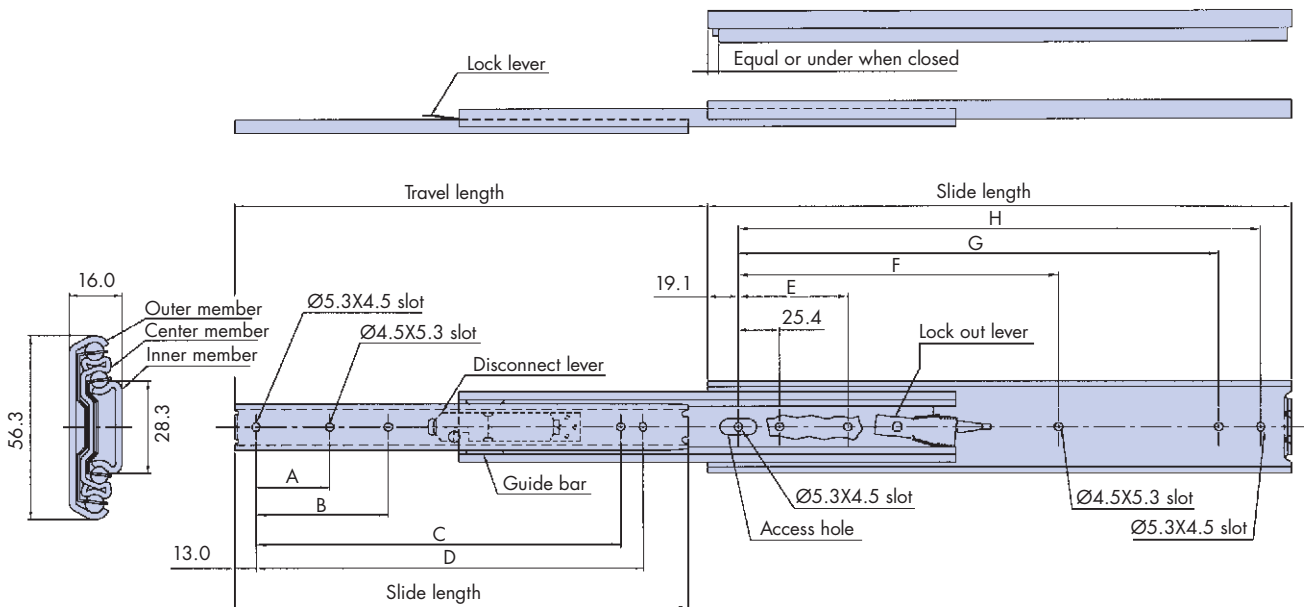

Toll Free Phone (877) SERV098
Toll Free Fax (877) SERV099
www.electromate.com
sales@electromate.com

TS-565 LEVER DISCONNECT LOCK OUT OVER TRAVEL HEAVY DUTY SLIDE

Model TS-565

STOCK SERIES

- Over travel
- Load rating (per pair)
87–115kg (see table)
- #8(M4) pan head screw
- Lever disconnect / Lock - out



Part number	Slide length	Travel length	Hole length mm								Load Rating kg/pair	Slide weight kg/pair
			A	B	C	D	E	F	G	H		
TS-565-12	304.8	330.0	76.2	-	228.6	-	88.9	177.8	241.3	266.7	115	1.75
TS-565-14	355.6	381.0	101.6	-	279.4	304.8	101.6	215.9	292.1	317.5	111	2.00
TS-565-16	406.4	432.0	114.3	-	330.2	355.6	127.0	241.3	342.9	368.3	107	2.10
TS-565-18	457.2	483.0	139.7	-	381.0	406.4	139.7	279.4	393.7	419.1	104	2.36
TS-565-20	508.0	533.0	152.4	-	431.8	457.2	152.4	317.5	444.5	469.9	101	2.55
TS-565-22	558.8	584.0	177.8	-	482.6	508.0	177.8	342.9	495.3	520.7	97	2.75
TS-565-24	609.6	635.0	190.5	-	533.4	558.8	190.5	381.0	546.1	571.5	94	2.85
TS-565-26	660.4	686.0	203.2	419.1	584.2	609.6	203.2	419.1	596.9	622.3	90	3.25
TS-565-28	711.2	737.0	228.6	457.2	635.0	660.4	228.6	444.5	647.7	673.1	87	3.65

Sold & Serviced By:



Toll Free Phone (877) SERV098

Toll Free Fax (877) SERV099

www.electromate.com

sales@electromate.com


HepcoMotion® Product Range



GV3
Linear Guidance and
Transmission System




HDS
Heavy Duty Slide System




PRT
Ring Slides and
Track System



SL2
Stainless Steel Based
Slide System



LBG
Linear Ball Guides



MCS
Aluminium Frame and
Machine Construction System




HPS
Powerslide-2 Guided
Rodless Cylinder




HDLS
Heavy Duty Driven
Linear System



DLS
Linear Transmission and
Positioning System



HTS
Telescopic Ball
Bearing Slides




DTS
Driven Track System




BSP
Ballscrew Premier



Simple Select®
Vee Slide Linear
Guidance Systems



PDU2
Profile Driven Unit




PSD120
Profile Screw Driven Unit

BishopWisecarver Product Range


HepcoMotion® – Exclusive European partners and distributors for Bishop-Wisecarver since 1984.



DUAL VEE
Single Edge Slide System



LoPro
Aluminium Based
Slide System



UtiliTrak
Lightweight U Channel
Guideway

For further information on HepcoMotion® products –
please request our leaflet 'FPL'



Sold & Serviced By:

 **ELECTROMATE**

Toll Free Phone (877) SERV098

Toll Free Fax (877) SERV099

www.electromate.com

sales@electromate.com



INVESTOR IN PEOPLE

