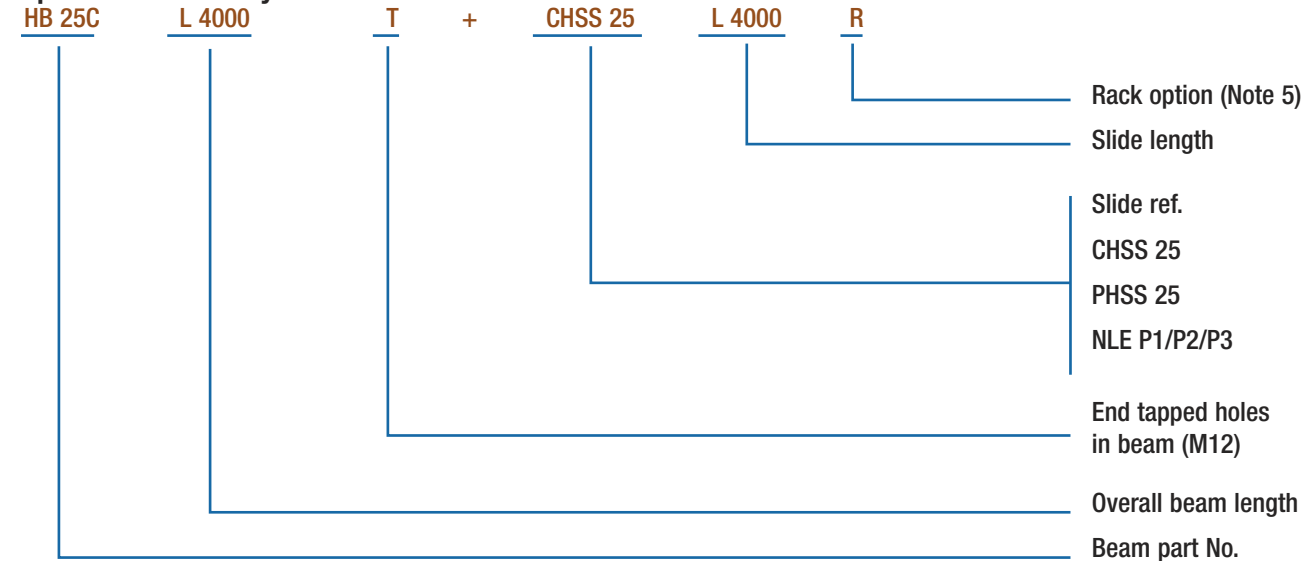


Ordering Details

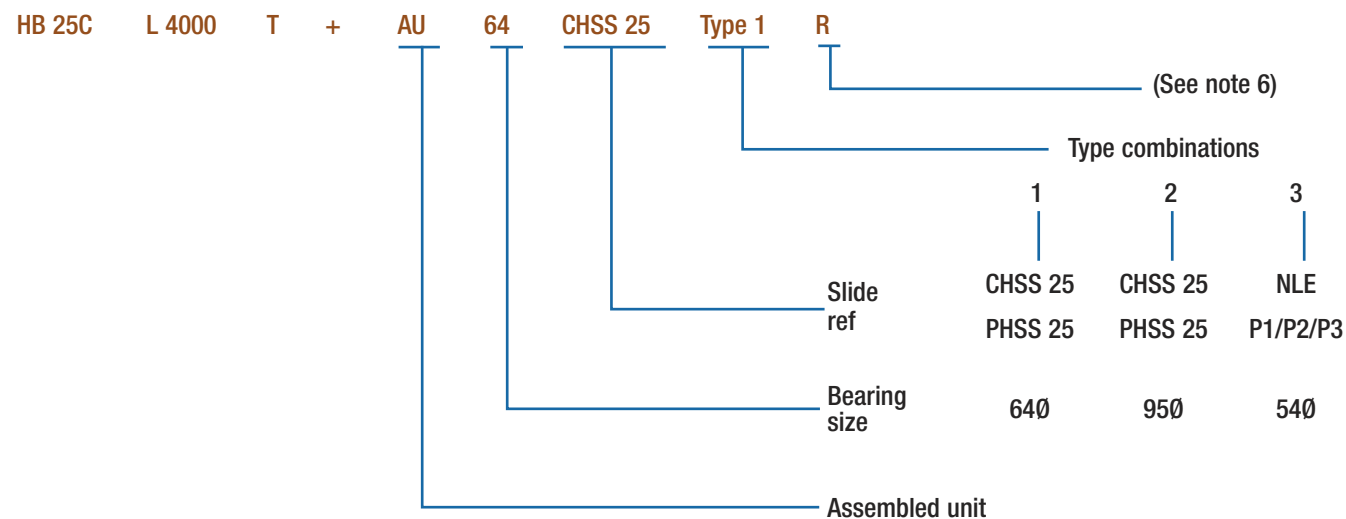
The Heavy Duty Compact Beam can be supplied in 4 formats.

1. With slides attached and bearings/cap wipers supplied separately. No carriage plate.
2. With slides attached complete with assembled carriage fitted to suit type 1, 2 or 3.
3. As a 2 stage telescopic unit - details will be provided.
4. As a Ball screw driven unit refer to HDCS leaflet.

Option 1. Beam only with slides fitted.



Option 2. Beam with slides and assembled carriage fitted.



Option 3 and 4.

Ordering details will be provided

Note 5 - Mod 2.5 rack is standard option. Hardened mod 3 can be supplied on request.

Note 6 - The carriage design for a rack driven assembled unit will be different to illustration, our Sales Department will provide details.

Sold & Serviced By:



Toll Free Phone (877) SERV098

Toll Free Fax (877) SERV099

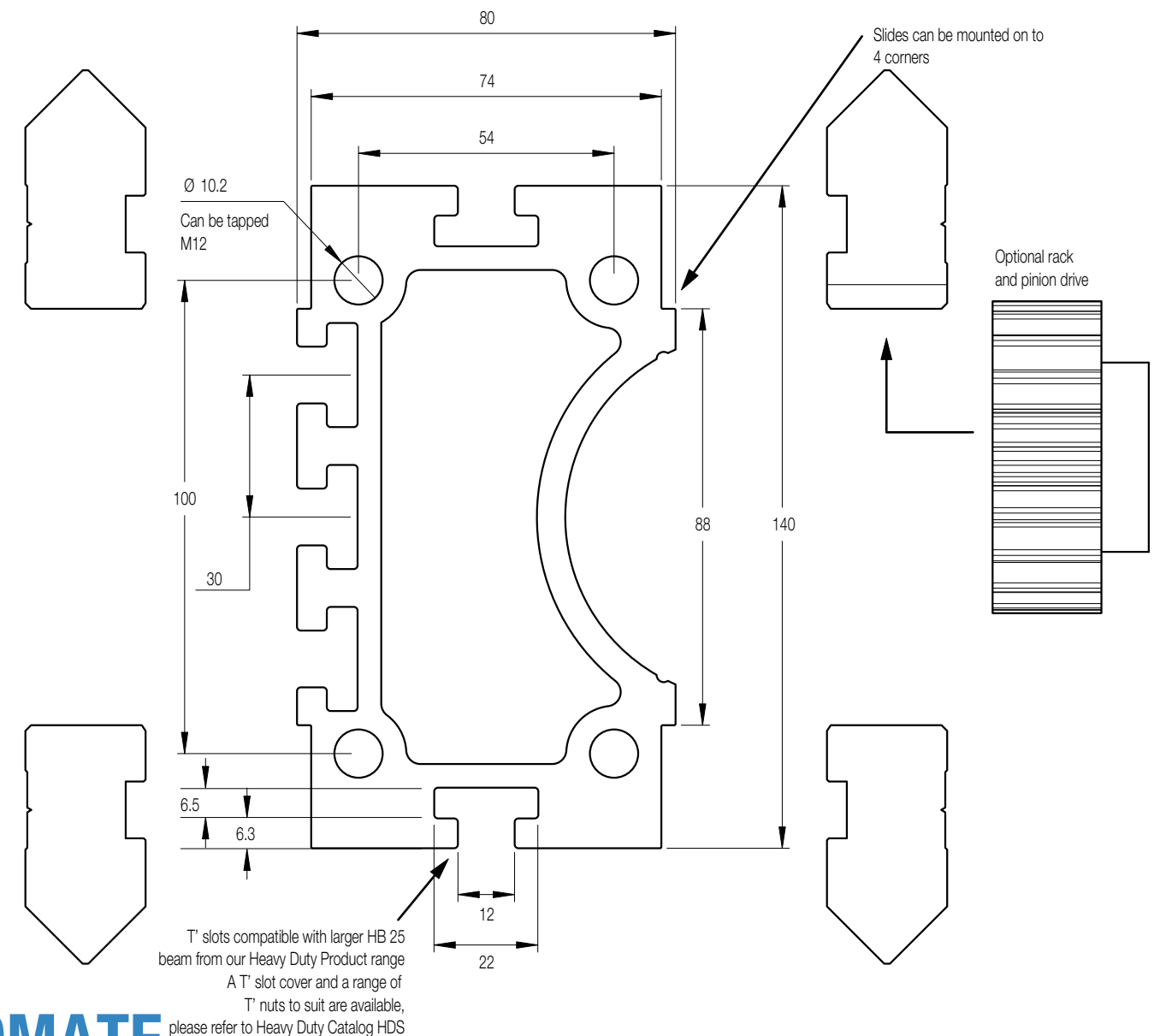
www.electromate.com

sales@electromate.com

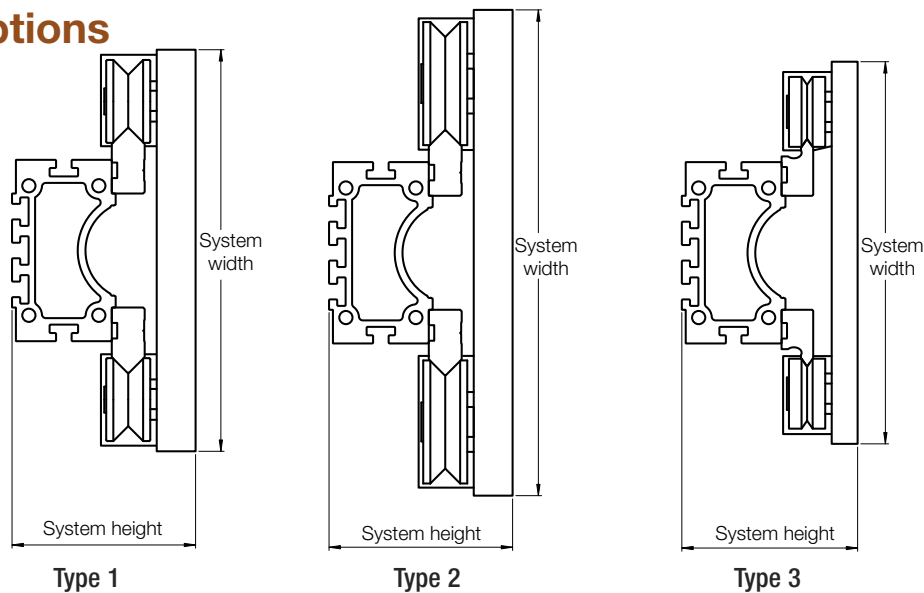
HepcoMotion® HDCB Heavy Duty Compact Beam Data Sheet

A versatile addition to our Heavy Duty product the compact section aluminum beam has the facility to mount slides on all 4 corners. In addition to its use as a single axis unit the compact beam can be made into a 2 stage telescopic axis. The curved recess feature is to allow the inclusion of a ball screw drive where applicable, details of this product are shown in a separate leaflet HDCS (Heavy Duty Compact Screw). Units can also be rack driven by the inclusion of a rack on the back face of the single edge slides. A range of standard carriage plates is offered for ease of mounting.

Max beam length in one piece = 6 meters



Assembled Options



Type	Fitted Slide	Used with bearing	System height	System width	Rack driven option	Ballscrew driven option HDCS
1	PHSS/CHSS25	64Ø	141,5	310	Yes	Yes
2	PHSS/CHSS25	95Ø	141,5	375	Yes	Yes
3	NLE	54Ø	135,5	295	Yes	No

Notes

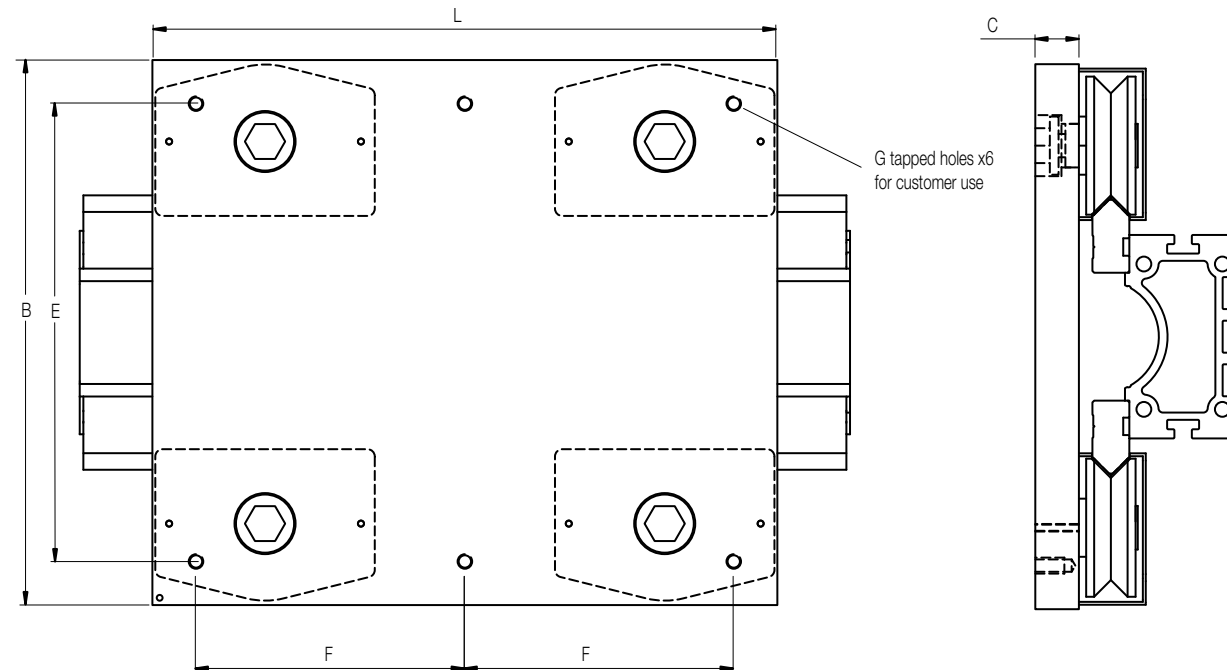
- Types 1 and 2 use single edge slides and bearings from our Heavy Duty Product, type 3 uses single edge spacer slides with bearings from our GV3 product range. Please refer to separate catalogs HDS and GV3 for further details.
- Slides can be fitted to opposite faces as illustrated if required.
- Construction of carriage plate for rack driven option may vary from above illustrations, details will be supplied.
- Beam units can be supplied with slides fitted without carriage plates if required.
- All assembled units are fitted with cap wipers for positive lubrication.
- Details of HDCS are available in a separate Product Data Sheet on request.
- Slides can be fitted to opposing faces than illustrated.

Load Capacities

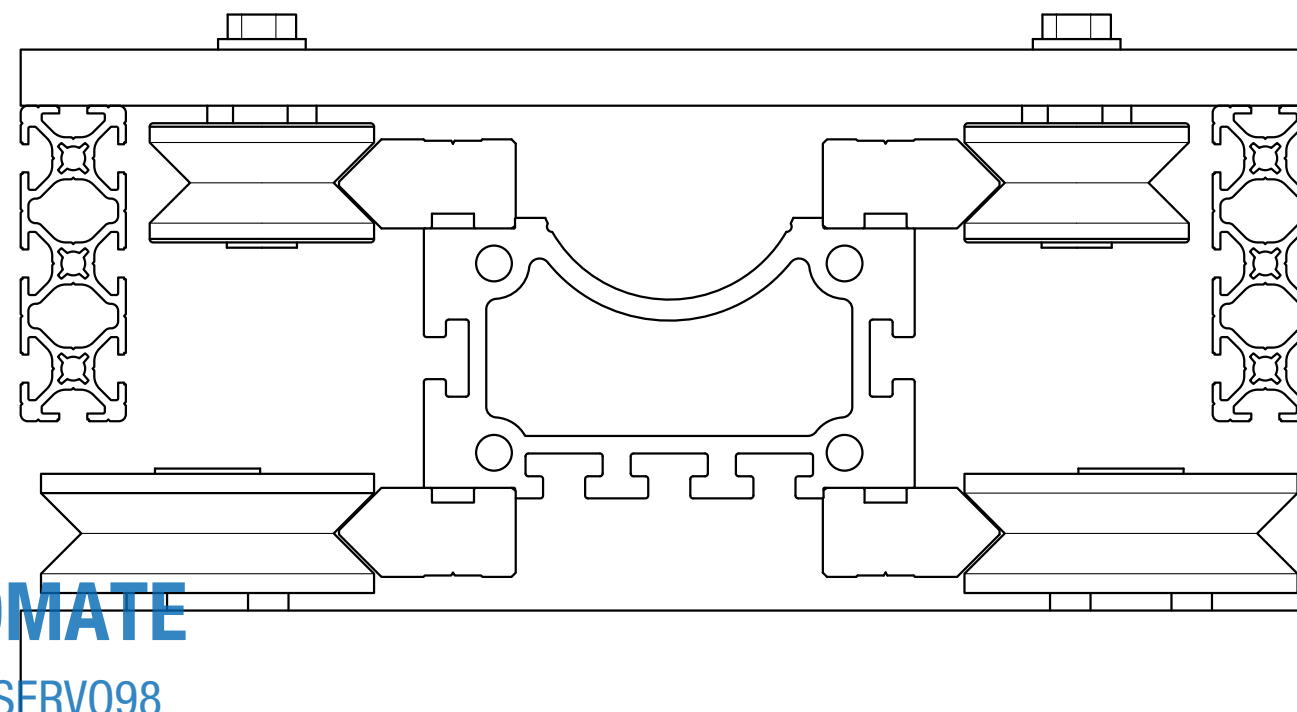
The table below shows the maximum loading for each possible loading mode. It also includes loads for 10,000km travel. This table is intended as a guide for initial selection only. Please complete and submit the Application Data Sheet on the Bishop-Wisecarver website and we will calculate the system Load/Life for you.

Type*	L1	L2	Ms	Mv	M
1	max 10000N @300km 3100N @ 10000km	max 16000N @300km 4960N @10000km	max 940Nm @ 300km 291Nm @ 10000km	max 1861Nm @300km 563Nm @10000km	max 1193Nm @ 300km 352Nm @ 10000km
2	max 28000N @300km 8680N @10000km	max 40000N @ 300km 12400N @ 10000km	max 2632Nm @300km 816Nm @10000km	max 5500Nm @ 300km 1705Nm @ 10000km	max 3850Nm @300km 1193Nm @10000km
3	max 10000N @300km 3490N @ 10000km	max 10000N @300km 3490N @10000km	max 870Nm @300km 304Nm @10000km	max 1290Nm @300km 450Nm @10000km	max 1290Nm @300km 450Nm @10000km

Carriage Plate Details



Part No.	B	L	C	F	E	G	For use with
CP-HDCB 64	310	350	30	145	250	M10 x 20 deep	Type 1
CP-HDCB 95	375	430	30	185	315	M10 x 20 deep	Type 2
CP-HDCB 54	295	360	20	165	265	M10 through	Type 3



Sold & Serviced By:

ELECTROMATE

Toll Free Phone (877) SERV098

Toll Free Fax (877) SERV099

www.electromate.com

sales@electromate.com

Due to its compact section and facility to mount slides on all 4-corners the Compact Beam lends itself very well to be used as a Telescopic Z axis. For lifting capacity and length availability please contact our sales department.