

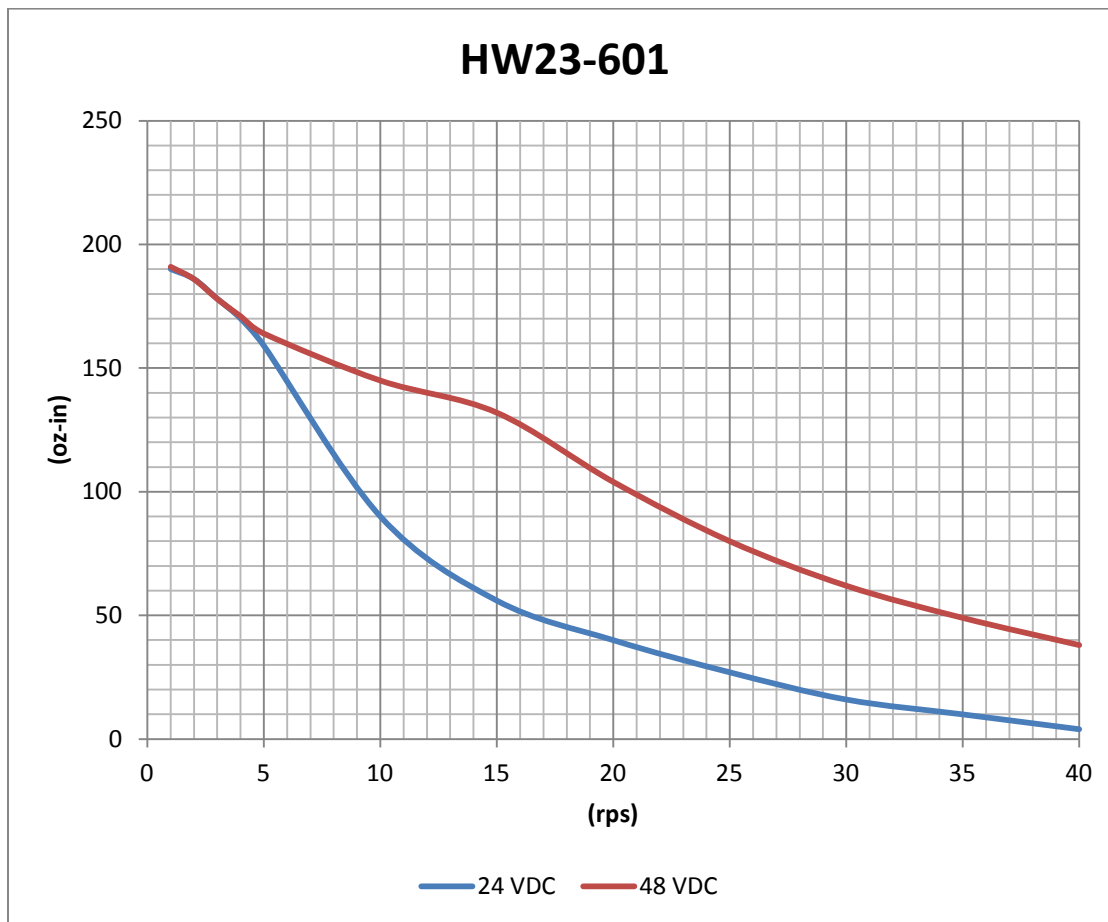
HW23-601

IP 65 Rated, NEMA 23 High Torque Step Motor

Recommended Drives

1. STR2 (see STR2 Hardware Manual for speed-torque and duty cycle curves; compare to HT23-601)
2. STR4
3. STR8
4. ST Series: ST5 and ST10 models

Speed vs. Torque Curves



Sold & Serviced By:



Canadian and International Sales

ELECTROMATE

877-737-8698

sales@electromate.com

www.electromate.com

U.S. Sales

SERVO2GO.com

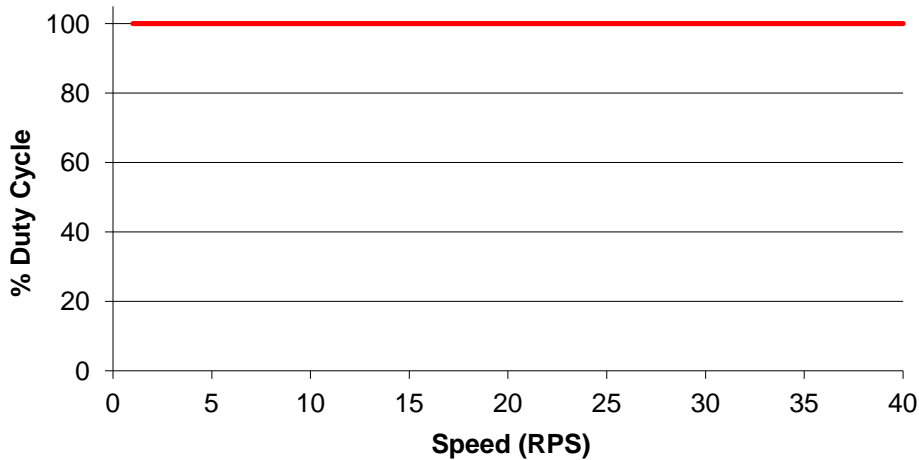
877-378-0240

sales@servo2go.com

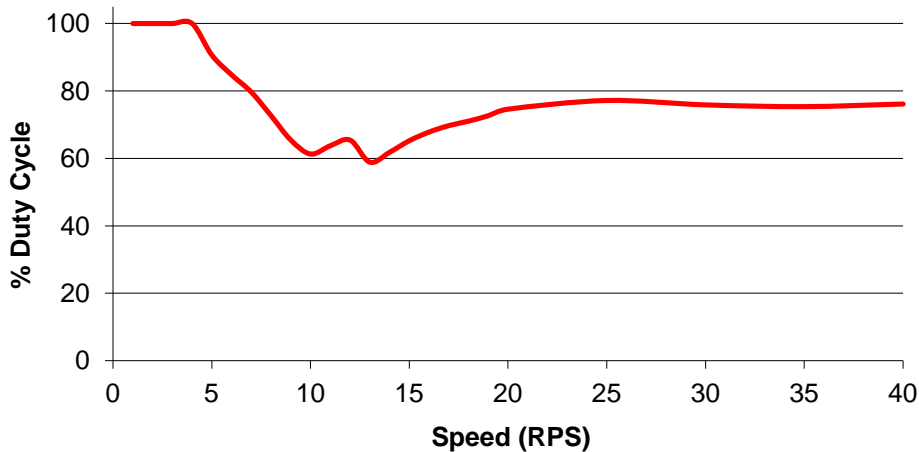
www.servo2go.com

Duty Cycle Curves

**HW23-601 Max Duty Cycle vs Speed
24 VDC, 5.0 Amps, 40°C Ambient
on 6.4 x 6.4 x .25 Aluminum Plate**



**HW23-601 Max Duty Cycle vs Speed
48 VDC, 5.0 Amps, 40°C Ambient
on 6.4 x 6.4 x .25 Aluminum Plate**

**Drive Configuration Details**

1. STR2
 - 1.1. Wire the motor to the drive using the series connection method.
 - 1.2. Select dip switch settings for HT23-601.
 - 1.3. See the STR2 hardware manual for more setup details.
2. STR4
 - 2.1. Wire the motor to the drive using the parallel connection method.
 - 2.2. Select rotary switch position 8 for HT23-401/601.

- 2.3. See the STR4/8 hardware manual for more setup details.
3. STR8
 - 3.1. Wire the motor to the drive using the parallel connection method.
 - 3.2. Select rotary switch position 6 for HT23-401/601.
 - 3.3. See the STR4/8 hardware manual for more setup details.
4. ST5 and ST10 models
 - 4.1. Wire the motor to the drive using the parallel connection method.
 - 4.2. Use the *ST Configurator*[™] software to configure the drive and motor.
 - 4.3. Select HT23-401/601 from the “Standard motor” drop-down menu of the Motor dialog.
 - 4.4. See the relevant ST5/10 hardware manual for more setup details.

Additional Data

Additional data for this motor, including a 2D drawing and a 3D model, are available for download from the Applied Motion website, www.applied-motion.com.

Sold & Serviced By:



Canadian and International Sales

ELECTROMATE

877-737-8698

sales@electromate.com

www.electromate.com

U.S. Sales

SERVO2GO.com

877-378-0240

sales@servo2go.com

www.servo2go.com