


Harmonic Drive™ SHA20A AC Servo Actuator



Compact, Hollow Shaft Design

Harmonic Drive now offers our smallest SHA AC Servo Actuator, the SHA20A!

Outside Diameter : $\phi 94$ mm

Length : 108.5 mm

Weight : 2.0 kg (without brake)

Maximum torque:
73 ~ 120Nm

High Accuracy: Zero-backlash Harmonic Drive™ gear reducer

High Torque Density: ~ 60 Nm/kg (for 161:1 ratio)

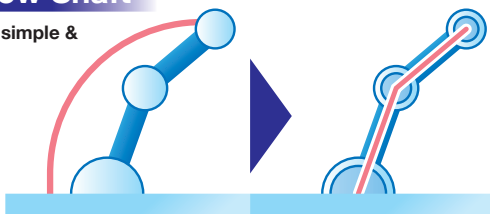
Compact: Flat, Hollow Shaft Design



Ideal for Semiconductor & Flat Panel Display Equipment, Machine Tools and Robot applications!

Large Hollow Shaft

Hollow Shaft enables simple & efficient designs.

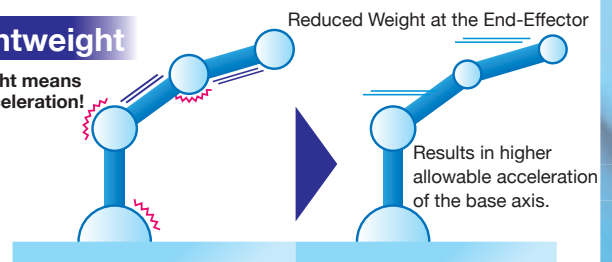


When you utilize the Hollow Shaft...

Wiring can be kept inside the machine for simplicity and reliability!

Lightweight

Lightweight means faster acceleration!



When all axis are lightweight...

Smaller actuators may be used, in addition to the benefit of higher acceleration!

Ordering Code

SHA	20	A	101	SG	-	C	08	A	200	-	10	S17b	A	-	C	-	□
①	②	③	④	⑤		⑥	⑦	⑧	⑨		⑩	⑪	⑫		⑬		⑭

① SHA Series AC Servo Actuator

② Size: 20

③ Design Revision: A

④ Reduction Ratio (1/R)

51	1/51
81	1/81
101	1/101
121	1/121
161	1/161

⑤ Gearhead:

SG: Harmonic Drive® SHG Series

⑥ Motor Version C:
Size 20

⑦ Motor Size 08:
Size 20

⑧ Brake
A: Without brake
B: With brake

⑨ Voltage Rating
200: 200V

⑩ Encoder Format
10: A Format, 2.5 Mbps (one to one connection)

⑪ Encoder Resolution
S17b: 17 bit absolute encoder (131,072 counts/revolution)

⑫ Encoder Offset Angle
A: 0 degrees (phase difference between the Motor U phase and the encoder origin)

⑬ Connector Specification
C: With standard connector
N: With pigtailed

⑭ Special Options
Blank: Standard Product
SP: Custom Specification

Rating Table

Specification	Size / Ratio	SHA20A				
		51	81	101	121	161
Recommended Driver		REL-230-18, HA-800□-3D-200				
Maximum Torque *1	Nm	73	96	107	113	120
	kgf·m	7.4	9.8	10.9	11.5	12.2
Continuous Torque *1*2	Nm	21	35	43	48	48
	kgf·m	2.1	3.6	4.4	4.9	4.9
Maximum Speed *1	r/min	117.6	74.1	59.4	49.6	37.3
Torque Constant *1	Nm/A	16.5	27	33	40	53
	kgf·m/A	1.7	2.7	3.4	4.1	5.4
Maximum Current *1	A	6.0	4.9	4.5	4.0	3.4
Allowable continuous current *1*2	A	2.1	2.0	2.0	1.9	1.6
Voltage Constant *3	V/(r/min)	1.9	3.0	3.7	4.5	5.9
Phase Resistance (20°C)	Ω	1.4				
Phase Inductance	mH	2.5				
Moment of Inertia (without brake)	GD ² /4	0.23	0.58	0.91	1.3	2.3
	J	2.4	6.0	9.3	13	24
Moment of Inertia (with brake)	GD ² /4	0.26	0.65	1.0	1.4	2.6
	J	2.6	6.6	10	15	26
Reduction Ratio		1:51	1:81	1:101	1:121	1:161
Output Moment Load Limit	Nm	187				
	kgf·m	2.0				
Output Moment Stiffness	Nm/rad	25.2×10 ⁴				
	kgf·m/arc min	7.5				
One-way Positioning Accuracy	arc-sec	60	50	50	50	50
Encoder Type		17 bit Absolute Encoder				
Single-turn Encoder Resolution		2 ¹⁷ (131,072)				
Multi-turn Encoder Resolution		2 ¹⁶ (65,536)				
Output Encoder Resolution	Counts / Rev	6,684,672	10,616,832	13,238,272	15,859,712	21,102,592
Mass (without brake)	kg	2.0				
Mass (with brake)	kg	2.1				
Environmental Conditions		Operating temperature: 0 to 40°C / Storage temperature -20°C to 60°C. Operating / Storage humidity: 20 to 80% RH (non-condensing). Vibration resistance: 25 m/s ² (frequency: 10 to 400 Hz) Shock resistance: 300 m/s ² . No dust, No metal powder, No corrosive gas, No flammable gas, No oil mist. To be used indoors, no direct sunlight. Altitude: less than 1000m above sea level				
Motor Insulation		Insulation resistance: 100M or more (DC500V) / Dielectric strength: AC1500V/1min / Insulation Class: E				
Mounting Direction		Can be installed in any direction				
Environmental Protection		Totally enclosed, Self cooling, (equivalent to IP54: Note 4)				

The table shows typical values.

Note 1: When used with the recommended servo drive.

Note 2: Value for saturated temperature when installed on a 320 x 320 x 16 (mm) aluminum heatsink.

Note 3: The value shown is 3 times the phase voltage constant.

Note 4: Housing: The housing design meets IP-54 requirements.

Seals: The lip of the output and encoder seals are not IP-54 compliant neither in static nor dynamic conditions.

Connectors: connectors are not IP-54 compliant.

Sold & Serviced By:

 **ELECTROMATE**




Toll Free Phone (877) SERV098

Toll Free Fax (877) SERV099

www.electromate.com

sales@electromate.com

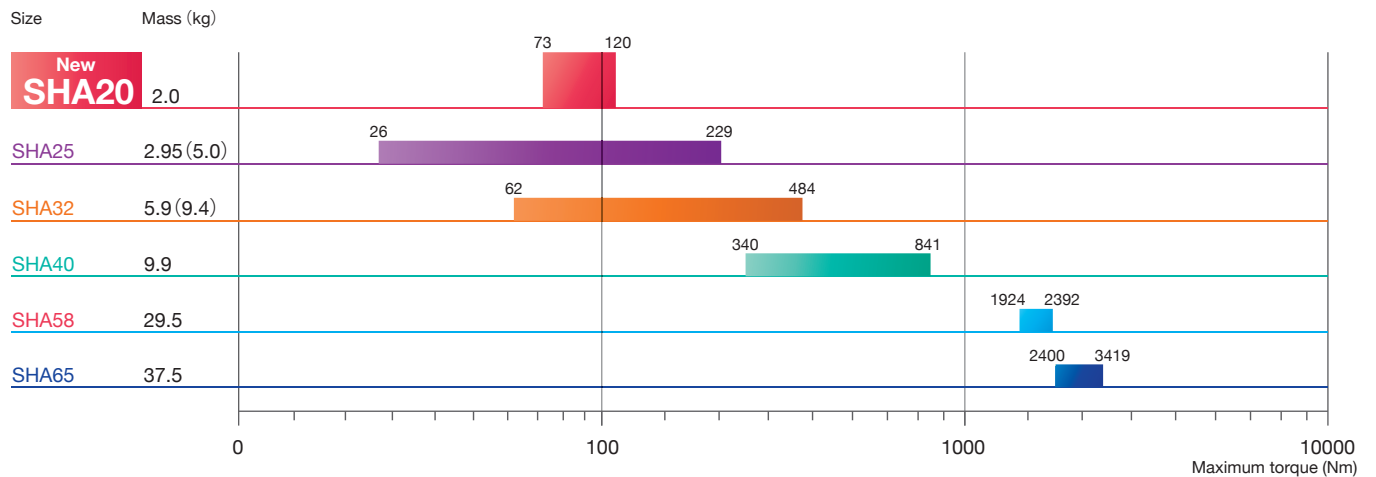
SHA20A Driver and Extension Cables

SHA20A Driver and Extension Cables	Recommended Driver	Recommended Motor Cable Extension	Recommended Encoder Motor Cable Extension
General Purpose I/O Commands Control Modes (Position / Velocity / Current) 	REL-230-18	EWD-MB**-A06-SP (driver side connector supplied separately)	EWD-S**-A08-SP (driver side connector supplied separately)
 MECHATROLINK-IICommands	HA-800B-3D-200	EWD-MB**-A06-TN3	EWD-S**-A08-3M14
 CC-Link Commands	HA-800C-3D-200	EWD-MB**-A06-TN3	EWD-S**-A08-3M14

** in the model code indicate the cable length. Please specify: 0 3 = 3 m, 0 5 = 5 m, 1 0 = 1 0 m

SHA Series Torque Map Ratings

(See our SHA actuator catalog for all sizes and options.)



* The value in parentheses is the weight when combined with an HPF Series planetary gear.



Sold & Serviced By:
 **ELECTROMATE**
 Toll Free Phone (877) SERV098
 Toll Free Fax (877) SERV099
www.electromate.com
sales@electromate.com

